

COWBOYS★77



FINGERTIP INFORMATION

OFFICE ADDRESS — 6116 North Central Expressway • Dallas, Texas 75206

OFFICE TELEPHONE — 214/369-8000

HOME FIELD — Texas Stadium (Capacity: 65,101)

COLORS — Royal Blue, Metallic Blue and White

TICKET INFORMATION

Reserved Seats — \$10.00 and \$6.00

COWBOYS TICKET OUTLETS

DALLAS — ALL MAJOR SEARS STORES (DALLAS-FORT WORTH AREA), COWBOYS TICKET OFFICE, 6116 N. Central Expressway.

FORT WORTH — CENTRAL TICKET AGENCY.

INDEX

COWBOYS

Attendance Records	103
Big Days	104
Coaches	4-10
Directory	2
Draft List (1961-1977)	62-65
Halftime Activities, 1977	117
Highlight Film	10
Historical Highlights	112-115
Honors	66-67
How Cowboys Were Built	52
Last Time	105
Longest Plays	106
Management	3
NFC Playoff	87
Opponents, 1977	70-79
Players	
Biographies, Rookies	53-56
Biographies, Veterans	12-51
Honor Roll by Colleges	58
Roster, All-Time	57-58
Roster, 1977	Centerspread

Pre-Season Results, All-Time	111
Pronunciation Guide	49
Radio	59
Records	96-103
Results, All-Time	108-110
Results	
(1976 Game-by-Game Review)	80-85
Road Itinerary	68
Schedule, 1977	1
Season Records, Individual	92
Statistical Leaders, All-Time	90-91
Statistical Leaders, By Years	93-95
Statistics, 1976	86

NATIONAL FOOTBALL LEAGUE

All-League Team, 1976	67
Post-Season Games, 1933-1976	116
Schedule, 1977	Back Cover
Standings, 1976	88
Statistical Leaders, 1976	118-119

TELEPHONE NUMBERS

Atlanta ... (404) 588-1111	Green Bay .(414) 494-2531	N.Y. Jets (212) 421-6600
Baltimore ..(301) 667-4400	Houston ... (713) 797-9111	Oakland ... (415) 562-5900
Buffalo ... (716) 648-1800	Kansas City (816) 924-9300	Philadelphia (215) 463-2500
Chicago ... (312) 663-5100	Los Angeles (213) 277-4700	Pittsburgh .(412) 323-1200
Cincinnati ..(513) 621-3550	Miami (305) 379-1851	St. Louis .. (314) 421-0777
Cleveland ..(216) 696-5555	Minnesota ..(612) 920-4805	San Diego ..(714) 280-2111
Dallas (214) 369-8000	New England (617) 543-7911	San Fran. ... (415) 468-1149
Denver ... (303) 623-8778	New Orleans (504) 524-1421	Seattle ... (206) 827-9777
Detroit ... (313) 335-4131	N.Y. Giants (201) 935-8111	Tampa Bay .(813) 870-2700
		Washington (703) 471-9100

Note to Media: The "Dial-a-Cowboy" number is 214/369-4081. Dial that number any time of the day or night for a taped interview with a Dallas player or coach.

1977 Schedule

PRE-SEASON GAMES

DATE	OPPONENT	LOCAL TIME	(Dallas Time)
SAT., AUG. 6	SAN DIEGO CHARGERS*	8 p.m.	
Sat., Aug. 13	At Seattle Seahawks	6 p.m.	(8 p.m.)
SAT., AUG. 20	MIAMI DOLPHINS	8 p.m.	
SAT., AUG. 27	BALTIMORE COLTS	8 p.m.	
Sat., Sept. 3	At Houston Oilers	8 p.m.	(8 p.m.)
THURS., SEPT. 8	PITTSBURGH STEELERS	7:30 p.m.	

*Salesmanship Club Game.

REGULAR SEASON GAMES

DATE	OPPONENT	LOCAL TIME	(Dallas Time)
Sun., Sept. 18	At Minnesota Vikings	3 p.m.	(3 p.m.)
SUN., SEPT. 25	NEW YORK GIANTS	1 p.m.	
SUN., OCT. 2	TAMPA BAY BUCCANEERS	1 p.m.	
Sun., Oct. 9	At St. Louis Cardinals	3 p.m.	(3 p.m.)
SUN., OCT. 16	WASHINGTON REDSKINS	3 p.m.	
Sun., Oct. 23	At Philadelphia Eagles	1 p.m.	(12 noon)
SUN., OCT. 30	DETROIT LIONS	1 p.m.	
Sun., Nov. 6	At New York Giants	1 p.m.	(12 noon)
MON., NOV. 14	ST. LOUIS CARDINALS	8 p.m.	
Sun., Nov. 20	At Pittsburgh Steelers	4 p.m.	(3 p.m.)
Sun., Nov. 27	At Washington Redskins	4 p.m.	(3 p.m.)
SUN., DEC. 4	PHILADELPHIA EAGLES	1 p.m.	
Mon., Dec. 12	At San Francisco 49ers	6 p.m.	(8 p.m.)
SUN., DEC. 18	DENVER BRONCOS	1 p.m.	

1977 Training Camp Data

LOCATION:

California Lutheran College
c/o Dallas Cowboys
Mountclef Village
Conejo Dorm #1
Thousand Oaks, California 91360

DATES:

July 10 through August 19
after August 19, home in Dallas

REPORTING DATES:

Rookies report July 10
Veterans report July 21

PHONE NUMBERS:

Tex Schramm ... 805/492-3981
Gil Brandt ... 805/492-4281
Joe Bailey ... 805/492-5041
Doug Todd ... 805/492-5341
School Switchboard 805/492-2411
Telecopier ... 805/492-5323
TWX ... 910/336-1268

ON THE COVER — Drew Pearson, two-time All-Pro wide receiver from Tulsa who signed with the Cowboys as a free agent in 1973, was the NFC's leading receiver in 1976. (Painting by Steve Harris).



COWBOYS CLUB DIRECTORY

(Home Phone Numbers in Parentheses)

CLINT W. MURCHISON, JR.	Chairman of the Board
TEXAS E. SCHRAMM (363-6665)	President and General Manager
GIL BRANDT (369-6689)	Personnel Development (Vice President)
DON WILSON (251-2190)	Treasurer (Vice President)
JOE BAILEY (352-5619)	Business Manager
DOUG TODD (231-4766)	Public Relations Director
GEORGE HEDDLESTON	Assistant Public Relations Director
KAY LANG	Ticket Manager
JIM CLARK, CORNELL GREEN, BOB GRIFFIN, RED HICKEY, REED JOHNSON, CHARLIE MACKEY, JOHN WOOTEN, WALT YOWARSKY	Scouts
DON COCHREN	Trainer
KEN LOCKER	Assistant Trainer
WILLIAM T. "BUCK" BUCHANAN	Equipment Manager
BOB FRIEDMAN	Director of Photography
DR. MARVIN P. KNIGHT	Team Physician
DR. JAMES PAT EVANS	Team Physician
JIM SKINNER	Entertainment Director

COACHING STAFF

Head Coach: TOM LANDRY (17 Seasons, Won 137, Lost 93, Tied 6)
Assistant Coaches: JIM MYERS (Assistant Head Coach), ERMAL ALLEN
(Special Assistant), MIKE DITKA, DAN REEVES, GENE STALLINGS,
ERNIE STAUTNER, JERRY TUBBS, BOB WARD

THE MANAGEMENT



MURCHISON



SCHRAMM



BRANDT

There are three men with the Dallas Cowboys today who were with them when Clint W. Murchison Jr. was awarded an expansion franchise in 1960 — President and General Manager Texas E. Schramm, Head Coach Tom Landry and Vice President Gil Brandt.

Sam Blair of the Dallas Morning News, writing in the 1976 edition of **Dave Campbell's Dallas Cowboys Magazine**, noted:

"Shortly after Schramm moved to Dallas, Tom Landry and Gil Brandt joined him, Landry in his first head coaching job and Brandt in his first experience as a full-time director of scouting. All three obviously have thrived in their jobs. Schramm, Landry and Brandt now are approaching their 17th season together (18th in 1977), a longevity which none of their contemporaries in pro football can match — or even threaten.

"They're still there because they've been highly successful and because they like what they're doing and where they're doing it."

Schramm controls the day-to-day operations of the club. He was named President in 1966, retaining the position of General Manager.

Brandt directs the Cowboys' scouting operation and supervises the signing of all veteran players as Vice President for Personnel Development.

Schramm, a graduate of the University of Texas, joined the Los Angeles Rams as publicity director in 1947. In a 10-year career with the Rams he rose to General Manager.

Tex left the Rams in 1957 to join CBS as Assistant Director of Sports and was there when Murchison called from Dallas.

Schramm, during the spring of 1977, received an honorary degree from California Lutheran College (Doctor of Humane Letters).

Brandt pioneered many of the scouting techniques used by most clubs today. He may have been the first to look seriously at basketball players and trackmen as prospective NFL stars.

A native of Milwaukee and a graduate of the University of Wisconsin, Gil was a part-time scout with the Rams (and a baby photographer in Milwaukee) when he showed the flair for discovering talent that led him to Dallas.

THE COACH



Tom Landry, the quiet, analytical boss of the Dallas Cowboys who is the only head coach the club has had, probably is best described as the coach who created defenses to overcome offenses, then created offenses to overcome those defenses.

The former all-conference fullback at the University of Texas and All-Pro cornerback with the New York Giants had — heading into the 1976 season — guided the Cowboys to 11 consecutive winning seasons and into the league playoffs in 10 of those 11 years.

Leadership has been a perfect fit on Tom Landry for a long time, even as far back as World War II when he flew 30 missions over Germany with the U. S. Air Corps. So it's only fitting that he is one of the leaders in total victories among active pro coaches, being second only to Miami's Don Shula. Landry's Cowboys have won 74 percent of their games the past 11 seasons after struggling through the lean, early years of an expansion franchise.

Tom is No. 6 on the list of all-time winningest NFL coaches.

Twenty-some years ago, when he was defensive coordinator of the Giants, then-New York Head Coach Jim Lee Howell called Landry "the greatest defensive coach in football." Those were the days when the Giants were the scourge of the NFL and Landry's defensive unit was a big reason for the dynasty.

Recalls Cowboys President and General Manager Tex Schramm, "The only area of decision in hiring Landry hinged on the fact that you take a very big gamble any time you take an assistant coach and make him a head coach. For each one that succeeds, there are four or five who don't.

"But there was no question about Tom, because he had been so successful as an assistant and he was so highly regarded by his players and the people who worked with him. And with a new club, it would be better to start with someone young and bright like Tom rather than with someone older. He could grow with the organization."

At age 53 this September you might say Landry has grown with the Cowboys — and prospered. Last year's 11-3 record upped his all-time mark to 137-93-6 for 17 seasons. The Cowboys have been 112-40-2 since 1966, a better record than any team in professional football during that span.

And yet Landry says he goes to training camp every year "scared to death." He adds, "That keeps me on edge, it makes me careful about evaluating what has happened in the past."

Thus, as far as the Cowboys' past successes, they are to Landry somewhat like cold potatoes. "I don't look at past records, because they mean nothing."

There was plenty of motivation for the head coach in 1977, since a blazing 9-1 start in 1976 dropped off to a 2-2 finish and a first-game playoff loss to the Los Angeles Rams.

"It was an unusual year," says Landry of '76. "Our major goal was to win the Eastern Division (which they did). We felt if we won the East we would have a good enough football team to go back to the Super Bowl (for the fourth time). It didn't work out that way. The first seven games were probably the best we've had as a team. In my opinion, we lost our momentum and were never able to regain it."

With just a brief glance over his shoulder, Landry added, "This team has been a very consistent football team over the past 11 years, and it's basically due to the caliber of players we have. We have players with good character — a quality that enables them to overcome adversity. Of course, I know it's impossible to stay up all the time. Eventually we're going to have to sit back and regroup.

"I hope it's not in the near future."



Tom was born in Mission, Tex., on Sept. 11, 1924. He was an All-Regional fullback at Mission High School before enrolling at the University of Texas. Following one semester, he went into the Air Corps and flew those B-17 missions with the Eighth Air Force.

Following his discharge as a 1st Lieutenant in November of 1945, Tom returned to Texas where he earned All-Southwest Conference honors as a junior and co-captained the Longhorns as a senior. Those Texas teams defeated Alabama in the 1948 Sugar Bowl and Georgia in the 1949 Orange Bowl.

Landry joined the old New York Yankees of the All-America Conference in 1949, moving to the Giants in 1950. He was a mainstay in the Giants' defensive backfield through 1955, the last two years as player-coach. He was All-Pro in 1954.

Retiring as a player following the 1955 season, Tom was the Giants' defensive coach through 1959.

Tom and his wife Alicia, whom he met at Texas, have three children — Tom Jr., 27; Kitty, 24, and Lisa, 19. Kitty is married to former University of Texas quarterback Eddie Phillips.

Tom devotes much of his spare time to the Fellowship of Christian Athletes, and also has served as chairman of the State American Cancer Society, and as area chairman for the All-American Roundup of the Boy Scouts of America.

The coach has received honorary degrees from California Lutheran College (Doctor of Humane Letters), John Brown University (Doctor of Humanities) and Southwest Baptist College (Doctor of Laws).



THE LANDRY YEARS

YEAR	W	L	T	YEAR	W	L	T
1960	0	11	1	*1969	11	2	1
1961	4	9	1	*1970	10	4	0
1962	5	8	1	*1971	11	3	0
1963	4	10	0	*1972	10	4	0
1964	5	8	1	*1973	10	4	0
1965	7	7	0	1974	8	6	0
*1966	10	3	1	*1975	10	4	0
*1967	9	5	0	*1976	11	3	0
*1968	12	2	0	TOTALS	137	93	6

*Qualified for Playoffs (Won Super Bowl VI on Jan. 16, 1972).

NFL'S TOP 10 WINNINGEST COACHES

COACH, TEAMS	W	L	T
1. GEORGE HALAS (40 years)	321	142	31
Chicago Bears ('20-'29, '33-'42, '46-'55, '58-'67)			
2. CURLY LAMBEAU (33 years)	230	138	25
Green Bay ('21-'49), Chi. Cards ('50-'51), Wash. ('52-'53)			
3. PAUL BROWN (21 years)	166	98	6
Cleveland ('50-'62), Cincinnati ('68-'75)			
4. STEVE OWEN (23 years)	150	100	17
New York Giants ('31-'53)			
5. * DON SHULA (14 years)	144	47	5
Baltimore ('63-'69), Miami ('70-'76)			
6. * TOM LANDRY (17 years)	137	93	6
Dallas Cowboys ('60-'76)			
7. WEBB EWBANK (20 years)	130	129	7
Baltimore ('54-'62), New York Jets ('63-'73)			
8. * HANK STRAM (16 years)	128	86	10
Dallas Texans ('60-'62), Kansas City ('63-'74), New Orleans ('76)			
9. SID GILLMAN (17 years)	123	93	7
Los Angeles ('55-'59), San Diego ('60-'69), Houston ('73-'74)			
10. * GEORGE ALLEN (11 years)	107	42	5
Los Angeles ('66-'70), Washington ('71-'76)			

*Active in 1977.

THE STAFF



MYERS



ALLEN



DITKA



REEVES

JIM MYERS, Assistant Head Coach • Offensive Line

Entering his 16th season with the Cowboys, Jim has the added title of Assistant Head Coach, a new position on Tom Landry's staff.

"Jim will take over many of my responsibilities," said Landry. "He's been with us so many years he knows just about everything there is to know about our system.

"He'll still work with the offensive line and coordinate the running game, where he has done such an outstanding job."

Jim joined the staff in 1962 after head coaching stints at Iowa State and Texas A&M.

Concentrating on the offensive line, Myers' tutelage paid off in All-Pro recognition for tackles Rayfield Wright and Ralph Neely and guards Blaine Nye and John Niland.

Myers is a native of Madison, W. Va. (11/12/21), who was a stand-out lineman at Tennessee in 1941-42 and at Duke in the Marine V-12 program in 1943.

Jim was an assistant coach at Wofford College, Vanderbilt and UCLA before becoming a head coach. He and his wife Carolyn have three daughters and six grandchildren.

ERMAL ALLEN, Special Assistant

Allen is the "inside man" on the Dallas coaching staff, heading the Cowboys' Research and Development Department in its study and evaluation of all players and teams in the NFL.

Ermal quarterbacked the University of Kentucky from 1939 through 1941 and played on the Fort Benning and Army All-Star teams during World War II. After the war he spent one year in the old All-America Conference as a Cleveland Browns defensive back in 1947.

Allen returned to his alma mater in 1948 and remained there as an assistant coach for 14 years under Paul Bryant ('48-'53) and Blanton Collier ('54-'61). He joined the Cowboys in 1962 and, along with Assistant Head Coach Jim Myers, is a senior member of Tom Landry's staff.

Ermal, born on Christmas Day, 1920, is the best golfer in the Cowboys organization. He is a two-time Kentucky Amateur champion, defeating Bobby Nichols in 1955 and Frank Beard in 1958.

In June of 1976, Ermal was honored with an "Ermal Allen Day" in a golf tournament for Kentucky lettermen which he usually wins.

Ermal and his wife Allie have a son, two daughters and five grandchildren.

MIKE DITKA, Special Teams • Receivers

Ditka joined the Cowboys staff in 1973 after 12 years in the NFL, the last four of them with Dallas.

Everybody's All-America at the University of Pittsburgh, Mike became the prototype of the modern tight end after the Chicago Bears drafted him No. 1 in 1961. His career totals show 427 receptions for 5,913 yards and 43 touchdowns.

The Aliquippa, Pa., native (10/18/39) always was noted for his aggressiveness on the field, and he admits that attitude carries over into his coaching. In 1975 with Ditka in charge of the special teams, special recognition for outstanding suicide squad performers, the "Headhunter Award," was initiated and remains a treasured honor for members of the unit.

Mike has three sons and a daughter.

DAN REEVES, Offensive Coordinator • Offensive Backs

Dan moved up to Offensive Coordinator during the past off-season when Jim Myers was promoted to Assistant Head Coach.

Reeves was a Cowboys running back for seven seasons (1965-71) and, despite a series of knee injuries, rose to the fifth spot among all-time Dallas rushing leaders. He was a player-coach in '70 and '71 and coached the offensive backfield in 1972. Dan spent a year in private business before rejoining the Cowboys staff in 1974.

Dan is a native of Rome, Ga., (1/19/44), who quarterbacked South Carolina for three years and was inducted into the Gamecocks' Hall of Fame. He signed with the Cowboys as a free agent in 1965.

Dan and his wife Pam have two daughters and a son.

GENE STALLINGS, Defensive Backfield

Gene's defensive backfield was instrumental in 1976 in helping the Cowboys establish a club record for fewest net yards allowed passing, and drew outspoken praise from Coach Tom Landry.

Stallings, in his sixth year with the club, is a Paris, Tex., native (3/2/35) who spent seven years as head coach at Texas A&M.

He was an All-Southwest Conference end at A&M under Paul Bryant and was a tri-captain on Bryant's undefeated 1956 team. After one season as student assistant at A&M, Gene moved with Bryant to



STALLINGS



STAUTNER



TUBBS



WARD

Alabama and was assistant head coach there when the chance came to return to his alma mater in 1965.

Gene and his wife Ruth Ann have four daughters and a son.

ERNIE STAUTNER, Defensive Coordinator • Defensive Line

Since Ernie joined the Dallas staff in 1966, the Cowboys consistently have been among the league's top defensive teams. The "Doomsday Defense" began to assert itself almost from the day Stautner arrived on the scene.

A star defensive lineman with the Pittsburgh Steelers for 15 years, despite being "only" 6-0 and 235 pounds, Ernie was voted into the Pro Football Hall of Fame immediately upon becoming eligible in 1969. He played in nine Pro Bowl games.

Ernie is a native of Kham, Bavaria (4/20/27), who grew up in Albany, N.Y. After serving in the Marine Corps from 1943 through 1946 he was a football star at Boston College.

Ernie has a son and two daughters.

JERRY TUBBS, Linebackers

Jerry is the only "original" Cowboys player still with the organization. He came to the club in 1960 as a middle linebacker and played in Dallas for eight years before joining the coaching staff in 1968.

Born in Breckenridge, Tex., on Jan. 23, 1935, Jerry was an All-America center-linebacker for the 1954-56 Oklahoma teams that never lost a game. He received the Walter Camp Award as the nation's outstanding player in '56.

Jerry was the No. 1 draft choice of the Chicago Cardinals in 1957 and also played for the San Francisco 49ers before settling in Dallas in '60.

Jerry and his wife Marlene have a son and a daughter.

BOB WARD, Conditioning

Ward was a track coach at Fullerton, Calif., Community College for 11 years before joining the Cowboys in the spring of '75. His position

encompasses the wide range of conditioning, including running, weight-lifting, flexibility, etc.

Ward, 43, is a graduate of Whitworth College in Spokane, Wash. Bob and his wife Joyce have two children.

DON COCHREN, Trainer

Don is in his 13th season with the Cowboys, joining the club in 1965 after experience in college, military and Canadian football training.

A graduate of Purdue, Don earned his physical therapy certificate at Pennsylvania. The 45-year-old Cochren spent two years as trainer at Case Institute in Cleveland, a year at the University of New Hampshire, four years with the Toronto Argonauts and two years as a physical therapy officer in the Air Force.

Don and his wife Jan live in suburban Carrollton. Don has two daughters and three sons.

KEN LOCKER, Assistant Trainer

Locker is in his fifth season as assistant trainer after serving from 1969 through 1972 in the North Texas State University athletic department.

Ken, 25, was an assistant trainer at North Texas and also put in some time as interim head trainer when the Eagles' Skip Cox left to become Baylor's trainer. Locker earned his master's degree in Physical Education at Texas Woman's University.

BUCK BUCHANAN, Equipment Manager

Buchanan joined the Cowboys in 1973 after 20 years in the Air Force, with most of that time spent supervising and maintaining military athletic programs.

For four years, SMSgt. Buchanan was Non-Commissioned Officer in Charge of Athletics and Programs at the U.S. Air Force Academy Prep School in Colorado Springs. He was awarded the Bronze Star for his performance during a 1968-69 tour of duty in Thailand.

Buck, 44, and his wife Geraldine have a son and daughter.

"WILD AND WOOLY"

The Dallas Cowboys 1976 highlight film, "Wild and Wooly," is available free of charge to groups wishing to show it. The 30-minute, 16mm sound and color movie, sponsored by Braniff International, was produced by NFL Films and narrated by John Facenda. To reserve a copy of the film, call Braniff at 214/747-9051 or the Cowboys Executive Offices at 214/369-8000.

A black and white action photograph of a Dallas Cowboys player, Charlie Waters, running with the football. He is wearing a white jersey with the number 41 and a helmet with a star. He is in a three-point stance, leaning forward. Other players in similar uniforms are visible in the background, slightly out of focus. The text "THE PLAYERS" is overlaid at the top, and "CHARLIE WATERS" is overlaid at the bottom left.

THE

PLAYERS

CHARLIE WATERS



Benny Barnes • 31

CORNERBACK • STANFORD • 6th YEAR
HT: 6-1 • WT: 195 • BORN: 3/3/51 • (FA FOR '72)

PRO: Long the leader of the Cowboys specialty teams, Barnes arrived in 1976 as a full-fledged starter at left cornerback. Benny took over as starter when Mark Washington suffered two concussions at the beginning of the year, and according to Tom Landry, he was "stable and maintained a good level of play throughout the season." Following the 20-7 victory over Washington in D. C., Landry said, "Barnes made a great solo tackle on the specialty teams and for a guy who is playing as a starter on defense to come up and make a play that way continues to show his importance to the specialty unit. He is one of the best overall all-around players on our team." Benny spent his first four seasons backing up the entire secondary although a late-season ankle injury in '74 was all that kept him from becoming a full-time starter sooner. Barnes earned game balls for his play in wins over the Redskins and St. Louis last year and he had one interception. Benny is happy with his new role at left corner: "Getting more playing time at just one position and concentrating on that position helps your confidence. Once I got my movement down for the left corner, I felt good there. Also, once I relaxed I hoped they would throw the ball in my area so I'd get a chance to intercept."


COLLEGE: Benny played on two Rose Bowl victors at Stanford. He was an All-Pacific Coast free safety in college. He is another of the many Cowboy free agents making good.

PERSONAL: Benny and his wife Joyce live in Dallas during the off-season. They have two sons, David (1/20/72) and Damon (8/8/74). A native of Lufkin, Tex., Barnes and his wife grew up in Richmond, Cal.

BARNES' COWBOYS RECORDS

Year	Receiving					Year	Pass Interceptions				
	No.	Yds.	Avg.	Long	TD		No.	Yds.	Avg.	Long	TD
1974	1	37	37.0	37	0	1973	1	1	1.0	1	0
1976	1	43	43.0	43	0	1976	1	23	23.0	23	0
TOTALS	2	80	40.0	43	0	TOTALS	2	24	12.0	23	0

Year	Opponents' Fumble Recoveries				
	No.	Yds.	Avg.	Long	TD
1974	1	0	0.0	0	0



Bob Breunig • 53

LINEBACKER • ARIZONA STATE • 3rd YEAR
HT: 6-2 • WT: 227 • BORN: 7/4/53 • (D-3 FOR '75)

PRO: Last year's Sara linebacker is squarely on the spot this year as 14-year veteran Lee Roy Jordan's designated replacement at middle linebacker. As the starter at strongside (or Sara) line-

BREUNIG, Cont.

backer in every game as a second-year man in '76, Breunig met an early challenge in his still-budding career and capably replaced 13-year man Dave Edwards, finishing among the top five tacklers on the club with 63 tackles and 33 assists. He also led the team with three fumble recoveries. In assessing how the retired Jordan's shoes will be filled, Coach Tom Landry explained, "Our final decision was to put Randy White at strongside linebacker and move Bob Breunig to his natural position in the middle, where he played in college. He will make the adjustment to the middle more quickly than Randy would have." Thus, Breunig faces the latest major challenge of his career as he sets out to become the axis of "Doomsday II." Says fellow linebacker Thomas Henderson of Breunig's dedication to daily hard work in practice, "Bob comes to practice with blood in his eye, ready to try to take somebody's head off." Breunig feels that hard work during the week "is like money in the bank."

COLLEGE: An All-America at Arizona State in '74 and three-time All-WAC selection, Bob recovered 10 fumbles and intercepted six passes in college.

PERSONAL: Bob and his wife Mary are active in the Fellowship of Christian Athletes and traveled to the Holy Land and through Europe during the off-season. Now a year-round resident of Dallas, Breunig plays the guitar for relaxation, a talent he taught himself.

BREUNIG'S COWBOYS RECORDS

Year	Receiving				Long TD
	No.	Yds.	Avg.		
1975	1	21	21.0		21 0
Year	Kickoff Returns				Long TD
	No.	Yds.	Avg.		
1975	2	13	6.5		7 0

Year	Opponents' Fumble Recoveries			
	No.	Yds.	Avg.	Long TD
1975	1	0	0.0	0 0
1976	3	0	0.0	0 0
TOTALS	4	0	0.0	0 0



Larry Cole • 63

DEFENSIVE TACKLE • HAWAII • 10th YEAR
HT: 6-5 • WT: 260 • BORN: 11/15/46 • (D-16 FOR '68)

PRO: Among Cowboys veterans, Larry Cole was the lowest round draft choice who has remained with the team. He's remained so well that the quiet man of the defense is now in his 10th season with the club. Cole has been a starter since his rookie year, first at defensive end. He shared the defensive right tackle position with Bill Gregory the past two seasons following Bob Lilly's retirement. "Larry is bigger and stronger than Bill and fundamentally plays the run a little better," says Landry. "Larry is an extremely unselfish and strong, consistent player." Long lauded as a "big-play" man, Cole also is a charter member of the Zero Club along with Blaine Nye. The Zero Club is a fraternal organization which prides itself on lack of publicity, total apathy and a fanatical dedication to boredom. Reports Nye, "Cole is the only perfect Zero. He is a veritable god in the pantheon of anonymity. In his defensive line group," Nye goes on, "There are six players and one coach. Larry was an hour late for their meeting once,

COLE, Cont.

and nobody missed him. Once he sacked Billy Kilmer on national TV. That was embarrassing to the Club." For the record, Cole had five QB traps last year and forced two others. He also recovered one fumble and accumulated 57 tackles. He has converted three opponents' turnovers into touchdowns during his career, all against Washington.

COLLEGE: One of two Hawaii grads (Golden Richards is the other) on the Cowboys, Cole captained that school's first winning football team in 50 years and became the first University of Hawaii graduate to be drafted by an NFL team.

PERSONAL: Business has been good in 1977 for Larry Cole Builders, headquartered in suburban Bedford. "We built 50 to 60 homes by the half-way point in the year," Cole reports. He also built a home in Bedford where he and wife Linda, and their children Michael (11/3/70) and Christina (3/18/73), reside. Larry is a native of Granite Falls, Minn.

COLE'S COWBOYS RECORDS

Year	Pass Interceptions					Year	Opponents' Fumble Recoveries				
	No.	Yds.	Avg.	Long	TD		No.	Yds.	Avg.	Long	TD
1968	1	5	5.0	5	1	1968	2	21	10.5	21	1
1969	1	41	41.0	41	1	1969	2	7	3.5	7	0
TOTALS	2	46	23.0	41	2	1971	4	20	5.0	20	0
						1972	1	0	0.0	0	0
						1973	3	8	2.7	8	0
						1976	1	0	0.0	0	0
						TOTALS	13	56	4.3	21	1



COWBOYS CHEERLEADER MONICA MUEHLHAUSE

Kyle Davis • 57

CENTER • OKLAHOMA • 3rd YEAR
HT: 6-4 • WT: 245 • BORN: 10/1/52 • (D-5 FOR '75)

PRO: "We hope Kyle will be able to return to competitive form this year," said Coach Tom Landry in his pre-season assessment of the former All-America center. An old Cowboys pivot bugaboo — injury — ruined Davis' 1976 season when he missed all year with a knee injury. Kyle was the team's backup center and snapped for punts and placements two years ago. Along with Randy Hughes and Ralph Neely, Davis is one of three Oklahoma graduates now with the Cowboys. Kyle's version of football pressure in the pros: "You're surrounded by such great players that you want to perform up to your capabilities and up to their expectations. So you want to do as well as possible and that leads to a definite type of pressure."

COLLEGE: Kyle played behind All-America center Tom Brahaney (now with St. Louis) for two years before becoming a starter as a junior and earning his own post-season accolades.

PERSONAL: A native of Altus, Oklahoma, Kyle was married June 25, 1977, to the former Crystal Crisp of San Augustine, Tex. He has been a year-round resident of Dallas since joining the Cowboys.



Doug Dennison • 21

RUNNING BACK • KUTZTOWN STATE • 4th YEAR
HT: 6-0 • WT: 204 • BORN: 12/18/51 • (FA FOR '74)

PRO: Doug led the team in '76 in rushing (542 yards), starting 10 of the 14 regular season games. Dennison also caught eight passes for 67 yards after taking over for injured Preston Pearson early in the season. When Pearson returned, they alternated at tailback. Analyzing that latter role, Doug said, "Standing on the sidelines for a play lets me see what's going on. When I go in with a play I can be thinking about it, exactly what I have to do. And it keeps our backs fresher, too." A tough runner inside, Dennison has scored 17 touchdowns in his three seasons, including six last year. "He's one of our toughest runners, a great competitor and a great team man," said Landry. "He will again challenge for a starting position." Added the head coach, "You always know Doug will give 100 percent. If you had to go to war, Doug would be the man to go with." A slashing runner who has put on 14 pounds since his rookie season, Doug says he is "not looking to be just a hard, tough runner, but more of an exceptional runner."

COLLEGE: Injuries cut short Doug's career at Kutztown State, a small school in eastern Pennsylvania, limiting him to just two football



DENNISON, Cont.

seasons there after having played just two years of high school ball. A versatile athlete, he set school records in college track in the long jump (23 feet) and triple jump (47 feet).

PERSONAL: Doug and his wife Susan had their third child during the off-season, Andre (12/26/76), to go with Aaron (8/11/72) and DeMarcus (9/30/74). They established residence in the suburb of Garland this year after having previously returned to their home in Lancaster, Pa., for the off-season.

DENNISON'S COWBOYS RECORDS

Rushing					Receiving				
Year	Att.	Yds.	Avg.	Long TD	Year	No.	Yds.	Avg.	Long TD
1974	16	52	3.3	14 4	1974	2	23	11.5	13 0
1975	111	383	3.5	27 7	1975	2	5	2.5	4 0
1976	153	542	3.5	14 6	1976	8	67	8.4	33 0
TOTALS	280	977	3.5	27 17	TOTALS	12	95	7.9	33 0

Kickoff Returns

Year	No.	Yds.	Avg.	Long TD
1974	3	54	18.0	27 0
1975	13	262	20.2	27 0
TOTALS	16	316	19.7	27 0



Pat Donovan • 67

TACKLE • STANFORD • 3rd YEAR
HT: 6-4 • WT: 255 • BORN: 7/1/53 • (D-4A FOR '75)

PRO: Donovan looms as an important performer since he backs up both starting tackles, veterans Ralph Neely on the left side and Rayfield Wright at right tackle. "I would rate Pat Donovan as probably our best athlete in the line," said Landry in the off-season. "We feel Pat will make a real challenge this summer at one of the tackle positions." A talented, all-around athlete, Pat's 40-yard dash composite is 4.85, as fast as any Cowboy lineman on the current squad. Pat is a product of Stanford, where he was a defensive end. Like Blaine Nye of Stanford, Donovan has made the switch to the offensive line in Dallas. "I like to feel I'm capable of backing up Ralph or Rayfield," says Donovan. "Those two are the masters and I can learn a lot from them." Pat has started one game so far in his career—the regular season finale against the New York Jets in '75. Coach Landry rated Donovan as "probably our No. 1 specialty teams man at the end of the '76 season."

COLLEGE: A two-time All-America at Stanford, Pat was a Montana state shot put and discus champion in high school and also all-state in football and basketball.

PERSONAL: Pat married his college sweetheart, Christa Battelle, at Stanford, Cal., 20 days before leaving for camp this year. The Donovans will settle in Dallas for the regular season. Pat holds a degree in mechanical engineering from Stanford, where he graduated with honors.

Billy Joe DuPree • 89



TIGHT END • MICHIGAN STATE • 5th YEAR
HT: 6-4 • WT: 226 • BORN: 3/7/50 • (D-1 FOR '73)

PRO: Billy Joe bounced back from a series of injuries in 1975 to have in '76 the finest season of any tight end in the history of the Cowboys. DuPree set a team record for number of receptions by a tight end, 42, eclipsing Mike Ditka's previous single season mark of 30 catches. Says Ditka, "DuPree is the best tight end in the business now." BJ footnotes, "I WANT to be the best in the business." In addition to being a first team All-NFC choice in 1976, DuPree played in his first Pro Bowl in January. With Jean Fugett playing out his option and joining Washington prior to last year, the pressure was on DuPree to take charge of the tight end slot full-time. "Billy Joe became a key member of our receiving corps," said Tom Landry, "especially in the first part of the year when he made so many great plays. We think he'll continue to improve. He can catch the ball extremely well almost any place you throw it." Adds Drew Pearson, "Billy Joe has taken a lot of pressure off Golden Richards and me. Opponents are going to have to start paying special attention to him or he'll kill them." And from Roger Staubach, "I can't say enough about him, he's opening up a lot of things for us the way he's playing." DuPree also ran seven end-arounds for 50 yards last year. The Cowboys have had high hopes for DuPree ever since they drafted him in the first round in 1973. He now has 109 career receptions (11th all-time on the club) for 1,676 yards and 12 TDs. Still, adds Billy Joe, "You have to look at the overall picture. As long as the team is doing well, I do well. It's just no good if you're not winning."

COLLEGE: BJ caught 60 passes in a run-oriented offense during his career at Michigan State. He also was a varsity basketball player for the Spartans for a season before giving up the cage sport to concentrate on football.

PERSONAL: Although he helped organize the Cowboys off-season basketball team, he turned the "in-charge" duties over to Drew Pearson this past year, although Billy Joe continued as one of the squad's top performers. He and his wife Marsha and son Shon (10/27/72) live in Garland where he is active with Big Brothers of America. BJ was a football and basketball star in high school in Monroe, La.

DUPREE'S COWBOYS RECORDS

Year	Receiving					Year	Rushing				
	No.	Yds.	Avg.	Long	TD		Att.	Yds.	Avg.	Long	TD
1973	29	392	13.5	40	5	1973	2	2	1.0	6	0
1974	29	466	16.1	42	4	1974	4	43	10.8	20	0
1975	9	138	15.3	28	1	1975	1	3	3.0	3	0
1976	42	680	16.2	38	2	1976	7	50	7.1	13	0
TOTALS	109	1676	15.4	42	12	TOTALS	14	98	7.0	20	0

Opponents' Fumble Recoveries

Year	No.	Yds.	Avg.	Long	TD
1973	1	0	0.0	0	0



Jim Eidson • 52

TACKLE • MISSISSIPPI STATE • 2nd YEAR
HT: 6-3 • WT: 257 • BORN: 5/10/54 • (D-2B FOR '76)

PRO: Originally a defensive lineman who was moved to offensive tackle when Mississippi State went to a veer offense, Eidson (pronounced Edson) displayed promise as a rookie last year, according

to Tom Landry. "If Jim continues to progress, he will be a good offensive lineman," added Landry. Once switched to offense in college, he helped his school set 45 offensive records in 22 games. His philosophy for being an interior lineman is patterned after the philosophy of his college coach, Bob Tyler: "I try not to have too many highs and lows... you just do your job and stay down the middle. For an offensive lineman, it's all self-control to play this game." Eidson also can snap for punts and placements.

COLLEGE: Mississippi State's most valuable player as a senior, Jim also was named All-Southeastern Conference and to the Churchmen's All-America team. He majored in Agriculture and played in the 1975 East-West Shrine Bowl game. His idol since his college days has been former Green Bay All-Pro guard Jerry Kramer.

PERSONAL: A bachelor, Eidson lives in Dallas. He was born in Anderson, S. C., but grew up in Hartselle, Ala., and threw the shot and discus in high school as well as participating in football and golf.



John Fitzgerald • 62

CENTER • BOSTON COLLEGE • 7th YEAR
HT: 6-5 • WT: 260 • BORN: 4/16/48 • (D-4 FOR '70)

PRO: John Fitzgerald has come a long way — from defensive lineman at Boston College to taxi squadder his first year in 1970, through experiments at tackle and guard, to starting center

and the Cowboys pivot originally asked by Coach Tom Landry to snap for Dallas' spread (or shotgun) formation. In 1976 the giant center was looking forward to his best season with the club. "Life is kind of tough on centers, but I came to training camp in top condition and am looking forward to the season." Adds Landry, "John was battling injuries last year. He has had a hard job getting back to being as strong and active as he was in the past. If he does, we're OK at center." During training camp his rookie year, Fitz volunteered to snap for Craig Morton and Roger Staubach one day at the end of practice and he has been a center ever since. He became the Cowboys' starter at

FITZGERALD, Cont.

that position in 1973. Referring to the "blind" snap in the spread formation, he says, "I worked at that very hard. That was the biggest adjustment I had to make — getting my confidence in knowing that the ball would get back to the quarterback. Now I don't have any doubts or second thoughts . . . I do all my worrying about the guy in front of me. Middle linebackers get some extra shots at you when you go into the shotgun. Also, defensive linemen can slap me, punch me, really do just about anything they want to do, and usually do." Fitzgerald has had knee and elbow surgery during his career with the Cowboys.

COLLEGE: John was a defensive tackle at Boston College where he was personally scouted by another BC grad, Cowboys Coach Ernie Stautner. Part of an Eastern football family, Fitz's father played at Holy Cross and brother at Kilgore College.

PERSONAL: A salesman at Sewell Village Cadillac during the off-season, John and his wife Suzanne live in Richardson. Oldest son Brendon John (1/25/73) greeted a little brother, Patrick (12/18/76), born the day before last year's Rams playoff game. Fitz is a native of Southbridge, Mass. He served as co-chairman for the Big Brothers fund raising drive during the off-season in Arlington and also worked for the March of Dimes.

FITZGERALD'S COWBOYS RECORDS

Opponents' Fumble Recoveries

Year	No.	Yds.	Avg.	Long	TD
1973	1	0	0.0	0	0

Bill Gregory • 77

DEFENSIVE TACKLE • WISCONSIN • 7th YEAR
HT: 6-5 • WT: 260 • BORN: 12/14/49 • (D-3 FOR '71)

PRO: Ever since he stepped in as a rookie for a couple of games for ailing Jethro Pugh during the Cowboys' drive to the World Championship in 1971, Bill Gregory has been considered a versatile and valuable member of the defensive front line. The past two years he shared defensive right tackle with Larry Cole as both have picked up where retired great Bob Lilly left off. "We interchange Bill and Larry at right tackle and it has been effective for us," reports Tom Landry. "Bill has improved a great deal, has good speed and pursuit and is very active. He is a real hustler and he and Larry complement each other very well." Says Gregory, "I'd rather it be like it is (the platooning) than sit on the bench." Gregory calls himself "Still Bill" but admits he labors in obscurity for the most part with better-known mates Pugh, Ed "Too Tall" Jones and Harvey Martin alongside him: "It's been somewhat difficult. So I'll remain being Just Bill." Cowboys coaches rate Gregory's speed and pursuit excellent ("Since I'm not super strong, I try to rely on quickness"). He finished '76 with four quarterback traps



GREGORY, Cont.

and one forced trap. If Gregory has a continuing fantasy it would be "to make every tackle in a game."

COLLEGE: Playing for Wisconsin, Bill was team captain as a junior and senior and was selected to the All-Big Ten team in 1970.

PERSONAL: Bill worked on his master's degree in Business Administration during the off-season at the University of Dallas. Prior to that, he had worked for Sewell Oil Co. and was a counselor at Spruce High School. He and his wife Bonnie and son William Penn Gregory III (Billy) live in Dallas. Gregory was born in Galveston, Tex., and grew up in LaMarque, Tex.

GREGORY'S COWBOYS RECORDS

Opponents' Fumble Recoveries					Pass Interceptions				
Year	No.	Yds.	Avg.	Long TD	Year	No.	Yds.	Avg.	Long TD
1975	1	0	0.0	0 0	1975	1	3	3.0	3 0



JETHRO PUGH, CLIFF HARRIS

Cliff Harris • 43



SAFETY • OUACHITA BAPTIST • 8th YEAR
HT: 6-1 • WT: 192 • BORN: 11/12/48 • (FA FOR '70)

PRO: Back in 1970, three rookie defensive backs made it through a large group of competition to stick with the Cowboys — Charlie Waters, Mark Washington and Cliff Harris. Harris, the only free agent of the trio, has achieved continued acclaim in the NFL as evidenced by his second consecutive All-Pro naming in 1976. Hailed as the top free safety in the business, Cliff played in his third Pro Bowl last year where he was joined for the first time by long-time buddy (and fellow safetyman) Waters. Harris and Waters put in their first full season together at safety in '76. Praises Buffalo wide receiver Bob Chandler about the duo: "You can't miss the Dallas safeties looking at ANY film. Harris and Waters look like linebackers out there. They're the best tackling, hardest hitting guys at their positions in the league. You just don't ordinarily think of safeties as guys who'll come up and bust you." Says Harris, "If you blast a receiver and turn his helmet around, then he'll be looking for you." Harris led the Cowboys with 118 combined assisted and unassisted tackles in 1976. Concludes scout Bob Griffin, "If any rookie receiver ever complains he didn't get a fair shake in trying out with us, I'd like to bring him back and let him run a crossing pattern against Cliff Harris."

COLLEGE: Harris was passed up in the '70 draft but Dallas scouts knew about him from watching his play on a pair of films from tiny Ouachita (pronounced WASH-e-taw) Baptist College (Ark.). The only time Harris hasn't been a starter for the Cowboys since arriving in Dallas was when a military service call interrupted half of his rookie season.

PERSONAL: A native of Fayetteville, Ark., Cliff is active during the off-season with numerous personal appearances and speaking engagements. He served as chairman of the Arthritis Foundation of Arkansas this year, did environmental work with Dallas EPA agencies and remained active with the Diabetes Association. In addition, Harris became a businessman in the Dallas area, by opening a shoe store and a steakhouse during the off-season.

HARRIS' COWBOYS RECORDS

Pass Interceptions					Opponents' Fumble Recoveries				
Year	No.	Yds.	Avg.	Long TD	Year	No.	Yds.	Avg.	Long TD
1970	2	66	33.0	60 0	1970	3	31	10.3	31 0
1971	2	0	0.0	0 0	1971	3	-6	-2.0	-6 0
1972	3	40	13.3	23 0	1972	2	13	6.5	13 0
1973	2	9	4.5	5 0	1974	2	36	18.0	19 0
1974	3	8	2.7	8 0	1975	2	0	0.0	0 0
1975	3	58	19.3	27 1	TOTALS	12	74	6.1	31 0
1976	3	32	10.7	29 0					
TOTALS	18	213	11.8	60 1					

Punt Returns					Kickoff Returns				
Year	No.	Yds.	Avg.	Long TD	Year	No.	Yds.	Avg.	Long TD
1971	17	129	7.6	35 0	1970	1	22	22.0	22 0
1972	19	78	4.1	21 0	1971	29	823	28.4	77 0
1973	3	20	6.7	12 0	1972	26	615	23.7	44 0
1974	26	193	7.4	19 0	1973	6	148	24.7	33 0
TOTALS	65	420	6.5	35 0	1974	1	14	14.0	14 0
					TOTALS	63	1622	25.7	77 0



Mike Hegman • 58

LINEBACKER • TENNESSEE STATE • 2nd YEAR
HT: 6-1 • WT: 225 • BORN: 1/17/53 • (D-7 FOR '75)

PRO: A promising, young outside linebacker, Hegman saw most of his action as a rookie last year with the Cowboys specialty teams. On the kickoff unit, he was used almost exclusively to break up the opponent's blocking wedge. Reports Linebackers Coach Jerry Tubbs, "Hegman is just a natural athlete, a natural linebacker. He's in control and has good movement." Says Mike, "I like to play pass defense. I try to be a smart player and study the plays to know what to look for." Hegman will challenge Randy White for the starting strongside linebacker position this year, according to Tom Landry. At the same time, Mike again is a specialty teams regular. "Playing on the specialty teams makes you feel like you are a major part of the game," says Hegman. "When you are not playing and sitting on the sidelines, you feel awful left out. I think we have one of the best specialty teams in the NFL and I'm glad to be a part of it."

COLLEGE: Hegman played one year at Tennessee State with Too Tall Jones, then gained plenty of notice on his own as one of the best — if underpublicized — linebackers in the South. He played in the Senior Bowl game in 1975.

PERSONAL: A native of Memphis, Tenn., Mike and his wife Marianne have moved to Dallas and both are active working for the March of Dimes. They have a daughter, Mikia (8/22/76).

Efren Herrera • 1

KICKER • UCLA • 3rd YEAR
HT: 5-9 • WT: 190 • BORN: 7/30/51 • (FA FOR '74)

PRO: Herrera not only led the team in scoring last year, continued a career streak of 67 consecutive extra points, and hit 18 of 23 field goals (with no misses inside the 30-yard line), but he is renowned by his coaches and teammates as a gutsy competitor. Picked up for the fourth game of 1974, Efren knocked out a return man with a jarring tackle on a kickoff that season, then made numerous tackles on kickoffs last year. "Herrera was a great leader for our team," is the way Tom Landry put it. "He was a great hustler who did everything he could to help. Efren was a solid tackler on kickoffs and the players respect him for this." A knee injury knocked him out for the 1975 season and Efren found himself battling veteran Toni



HERRERA, Cont.

Fritsch for the job last pre-season. "Herrera had a super year," adds Landry. "I think Efred's performance was really more than anybody expected. I believe it will continue in '77." Herrera added another dimension to the Cowboys offense last year by becoming proficient with "pooch kicks," which are punts from field goal formation. A confident performer, Herrera said during the '76 season, "I really don't have any way to relax other than to work very hard . . . the pressure gets worse when you are on top . . . staying on top is tough. I think I'm the best kicker in the NFL and I know I have to come through." Herrera kicked three field goals from 40 yards or better last year and says, "I think I have a good shot at anything inside the 50."

COLLEGE: A graduate of UCLA, Herrera led all kickers in scoring in the nation during his senior season in 1973.

PERSONAL: Born in Guadalajara, Mexico, Efred (like a FRIEND without the D on the end) and his wife Suzy live in the Dallas area. He works for Pamex of Ft. Worth and also has his own radio show on the Texas State Network, a Spanish-speaking program entitled "Ser Vicio Informativo en Espanol." Suzy formerly taught at the University of Dallas English Language Center. Efred grew up in California.

HERRERA'S COWBOYS RECORDS

Year	Scoring				Year	Punting				
	TD	PAT	FG	Pts.		No.	Yds.	Avg.	Long	Blk.
1974	0	33-33	8-13	57	1976	2	49	24.5	27	0
1976	0	34-34	18-23	88						
TOTALS	0	67-67	26-36	145						

Thomas Henderson • 56

LINEBACKER • LANGSTON • 3rd YEAR
HT: 6-2 • WT: 220 • BORN: 3/1/53 • (D-1B FOR '75)

PRO: Probably the busiest non-starter among Cowboys defensive players in 1976 was Thomas Henderson, known by Cowboys fans as much for his enthusiasm and zeal as he is for his budding potential. A surprise first-round selection three years ago from little Langston University in Oklahoma (said Tom Landry at the time . . . "we'll always take a gamble if we think a man can be a great player"), Henderson made his mark the past two years on the Dallas specialty teams and in special defenses. Henderson has not been restricted to a special lane in kick coverage like most of his teammates, according to Assistant Coach Mike Ditka. Says Thomas about that privilege, "I just go for the ball." Henderson's goal is to start ("I won't be satisfied with anything less") and Landry had the third-year man competing with veteran D. D. Lewis at the weakside linebacker spot throughout the pre-season. Said Lewis a year ago, "I wish I had Thomas Henderson's ability. He has so much ability he can be anything he wants to be."



HENDERSON, Cont.

COLLEGE: The 18th player picked in the draft his senior year, Henderson was billed as one of the "most tremendous athletes in the country" by scout Red Hickey. He was twice a Little All-America pick for the Langston Lions and also was a track star with a 9.5 100-yard dash to his credit and a triple-jump of 49 feet.

PERSONAL: A bachelor, Thomas had a whirlwind off-season, participating as one of the football players in the movie, "Semi-Tough," while also making numerous personal appearances. Henderson made several radio and television commercials in the Dallas area and also was a judge for several beauty pageants, including "Miss Oklahoma" as part of the "Miss World" pageant. A suburban Garland resident, he too is a regular with the Cowboys basketball team.

HENDERSON'S COWBOYS RECORDS

Opponents' Fumble Recoveries					Kickoff Returns						
Year	No.	Yds.	Avg.	Long	TD	Year	No.	Yds.	Avg.	Long	TD
1975	1	0	0.0	0	0	1975	4	130	32.5	97	1
						1976	0*	L12	L12	12	1
						TOTALS	4	142	35.5	97	1

*Return following lateral

Other Cowboys With NFL Experience

LES BENSON, a 6-2, 257-pounder, will be trying to make the transition to offensive lineman with the Cowboys. He was a nose guard and defensive tackle at Baylor and tried out as a defensive end with Buffalo last year after being drafted sixth by the Bills in 1976.

STU BETTS, 6-3, 228, from NCAA Division II powerhouse Northern Michigan, where he was team's '75 outstanding back and captain. Drafted in eighth round by New England for '76, Betts could be tried at running back or linebacker with the Cowboys.

DOUG JACKSON, a 5-11, 211-pound running back free agent who was in the Cowboys camp for a brief time a year ago, is a graduate of Columbia giving it a second try with the Cowboys.

GREG JOHNSON, a fifth-round draft selection by Philadelphia last year, is a 6-4, 250-pound lineman who was rated Florida State's top pro prospect two years ago as a defensive tackle. He will be tried by the Cowboys along the offensive line.

JOHN SMITH, a 5-11, 186-pound speedster from Boise State, was drafted in the third round by Dallas in '76 and showed early promise until sidelined for the season with a broken foot. After setting five school offensive records and being the Big Sky Conference's MVP in '75, Smith scored his only pro TD in a pre-season game against Detroit in Memphis last year.

MIKE SMITH, a 6-5, 248-pound defensive lineman, was drafted fourth by Philadelphia for '76 after performing at defensive end for the University of Miami.

ROD WELLINGTON, a 6-2, 208-pound running back from Iowa, was a seventh-round draft pick of the Chiefs last year after an Iowa career that was laced with injuries, limiting him to just one full season.

Percy Howard • 81

WIDE RECEIVER • AUSTIN PEAY • 2nd YEAR
HT: 6-4 • WT: 215 • BORN: 1/21/52 • (FA FOR '75)

PRO: Percy Howard started the long road back from knee surgery once and now he's on that same road again. The former basketball star turned free agent wide receiver by the Cowboys had a run of bad luck in the last year. Howard first suffered a knee injury that required surgery during pre-season a year ago. Then Howard reinjured the same knee in the spring of '77 during conditioning workouts and once again underwent surgery. "That's the time you want to sit down and cry because here's a guy who worked so hard to get his legs back in shape and then have that happen..." said Tom Landry. Offensive Coordinator Dan Reeves says Howard "knows no fear" and Percy himself began rehabilitation again in June in order to report to camp with the veterans in July. Adds Reeves, "Percy has all the tools to do it. He has a lot of raw talent. His knee problems have hurt him though." Concluded Landry, "We'll just have to wait and see how he comes along." Howard subbed for injured Golden Richards in Super Bowl X and caught the final touchdown pass of the game.

COLLEGE: Although an outstanding college forward in basketball at Austin Peay, the Cowboys scouting dragnet had remembered his 13 TD receptions and nine interceptions as a high school football star in Fort Lauderdale, Fla.

PERSONAL: Last year's run of bad luck for Howard continued when his house in suburban Garland burned down. The house has been rebuilt and a second child, Philip (10/24/76), has joined daughter Pamela Trenace (6/4/73) and wife Pat as, hopefully, a sign of better times for the future. Percy described his off-season this year "as one rehabilitation program after another."

HOWARD'S COWBOYS RECORDS

Year	Kickoff Returns				
	No.	Yds.	Avg.	Long	TD
1975	2	51	25.5	31	0



Randy Hughes • 42

SAFETY • OKLAHOMA • 3rd YEAR
HT: 6-4 • WT: 208 • BORN: 4/3/53 • (D-4B FOR '75)

PRO: Randy Hughes quite possibly has one of the most frustrating jobs in pro football. In the Cowboys defensive depth chart, he is listed as the backup free safety behind All-Pro Cliff Harris. Head Coach Tom Landry also considers Hughes good insurance at



HUGHES, Cont.

strong safety if anything happens to Pro Bowler Charlie Waters. So Randy will continue to wait his turn to play. "In our system, the way to get better is to actually play, to get out on the field and apply the techniques and what you've learned," Randy said. Says Landry, "Randy Hughes is an excellent prospect at safety. He has that great range and speed and temperament that make a good football player. He's got a tough nut to crack with Harris and Waters at the safeties, but he's got the ability and if anyone falters there I'm sure Randy can step in and perform exceptionally well." Hughes got a chance to play during pre-season and early regular season last year when Harris was sidelined with a knee injury. Randy drew unanimous praise for his performance from players and coaches alike. Much of Randy's activity this season was expected to be with the specialty teams and in situations on defense that call for a fifth defensive back. Randy recovered two fumbles (in the same game, Philadelphia) last year and also had a pass interception.

COLLEGE: Hughes played for undefeated teams at Oklahoma his junior and senior seasons where he was an All-America pick in '74 and a two-time member of the All-Big Eight squad. Randy had 14 career interceptions and also received Academic All-America honors and several other scholar-athlete awards.

PERSONAL: One of the few Cowboys veterans who leaves Texas during the off-season ("I have a good job with an apartment builder in Tulsa and really like it"), Randy and his wife Margo live in an apartment in Dallas during the season. The Hughes met in college and Margo is a substitute teacher in Dallas during football season.

HUGHES' COWBOYS RECORDS

Pass Interceptions					Opponents' Fumble Recoveries				
Year	No.	Yds.	Avg.	Long TD	Year	No.	Yds.	Avg.	Long TD
1975	2	33	16.5	33 1	1975	2	0	0.0	0 0
1976	1	0	0.0	0 0	1976	2	0	0.0	0 0
TOTALS	3	33	11.0	33 1	TOTALS	4	0	0.0	0 0



Jim Jensen • 37

RUNNING BACK • IOWA • 2nd YEAR
HT: 6-3 • WT: 240 • BORN: 11/28/53 • (D-2A FOR '76)

PRO: Although he never carried the ball from scrimmage in a regular season or playoff game last year, never caught a pass or scored a touchdown, Jim Jensen was thought to have a chance at being a starter at running back for the Cowboys in 1977. "I think you're going to hear a lot about Jim Jensen," said General Manager Tex Schramm prior to summer camp. According to Coach Tom Landry, "Jensen was just a year away when he came to us last year and he got a late start after being with the College All-Stars. Then he split time between running back and tight end and never did get started. He will be given a full chance during pre-season this year. He has size, speed, and can

JENSEN, Cont.

catch the football and he is intelligent. These are pretty good qualities to start with in any football player."

COLLEGE: Used mostly as a wingback in Iowa's double wing attack during his collegiate career, Jensen played fullback in the 1975 Senior Bowl game and was the leading ground gainer in the contest. He was the UPI and AP "Back of the Week" for his performance against Indiana his senior year, a game he was used at a deep back position, and rushed for 202 yards.

PERSONAL: Jim and his wife Barbara have relocated in Dallas where they are building a home and are expecting their first child in November. Jensen works for Bankers Life during the off-season and Barbara for Phillis Everett Realtors. Jim also has been doing promotions for various Metroplex charities and is active in Big Brothers, the American Heart Association and in the Leukemia Tennis Tournament. Jensen hails from Davenport, Ia., where he was a top performer in the shot put and discus in high school.

JENSEN'S COWBOYS RECORDS

Year	Kickoff Returns				
	No.	Yds.	Avg.	Long	TD
1976	13	313	24.1	35	0

Butch Johnson • 86

WIDE RECEIVER • UC-RIVERSIDE • 2nd YEAR
HT: 6-1 • WT: 191 • BORN: 5/28/54 • (D-3C FOR '76)

PRO: Butch was a clutch performer for the Cowboys as a rookie last year, setting a club record for punt returns with 45 and yards with 489. He also ran back 28 kickoffs for 693 yards (24.8 avg.). Said Coach Tom Landry, "Johnson is a fine return man because he's so competitive and tough." Other Cowboy coaches call Butch "fearless" and Offensive Coordinator Dan Reeves says, "Johnson probably has better concentration catching the ball than any receiver I've ever seen." All of which made Johnson a prime candidate for a starting berth this year after he filled in for Golden Richards when the latter suffered a hamstring injury late in '76. "I think Butch will press for a starting position this year," reported Landry. "I guess my main asset is that I've had the ability to catch in a crowd." Says Johnson, "All I have in mind when I start running back kicks is taking the ball and going as far as I can. You just run wild."

COLLEGE: Even though he played only eight games his senior year, Johnson led the nation with 67 receptions for 1,027 yards and caught 139 career passes for 17 TDs. Butch (whose real name is Michael) went to Cal-Riverside on a combination football and track scholarship (pole vaulter). He was his team's MVP and an All-America selection his senior year in football.

PERSONAL: A bachelor, Butch is a second cousin of Massachusetts



JOHNSON, Cont.

Senator Edward Brooks. Johnson majored in Psychology in college and currently is studying graduate Public Relations and Promotions during the off-season at Cal-Riverside.

JOHNSON'S COWBOYS RECORDS

Year	Receiving				Long TD	Year	Punt Returns				
	No.	Yds.	Avg.	Long TD			No.	Yds.	Avg.	Long TD	
1976	5	84	16.8	43	2	1976	45	489	10.9	55	0

Year	Kickoff Returns				
	No.	Yds.	Avg.	Long TD	
1976	28	693	24.8	74	0



Ed Jones • 72

DEFENSIVE END • TENNESSEE STATE • 4th YEAR
HT: 6-9 • WT: 265 • BORN: 2/23/51 • (D-1A FOR '74)

PRO: At age 26 and entering his fourth season with the Cowboys, Ed "Too Tall" Jones may be ready to emerge as a super defensive end. In his fourth season last year, right end Harvey Martin blossomed into a Pro Bowl performer and Tom Landry is looking for similar development from Jones on the left flank. "Jones has improved a great deal in fundamentals," says Landry. "Hopefully, Ed is where Harvey was a year or so ago. We hope he'll come alive the same way Harvey did last year. If he does, we're sure we'll have two fine ends." Not that Too Tall was a non-entity last year. Ed accumulated five quarterback traps and three forced traps in '76 and also finished with more than 80 unassisted and assisted tackles. "I think I have the ability to dominate a game," says Jones. According to defensive tackle Larry Cole, in referring to Jones' great overall speed, size and strength, "A runner will appear to be past him, would be past most of us, and Ed will just reach out with that long arm and knock the guy over." Too Tall was the first person selected in the 1974 draft, coming when the Cowboys traded Tody Smith and Billy Parks to Houston for the first pick. Adds Landry, "Fundamentally, Jones is becoming as sound as anyone on the defensive line. I think you'll notice him more and more in the future."

COLLEGE: A two-time All-America at Tennessee State in football after foregoing basketball his junior and senior years, he received the name "Too Tall" from a college teammate.

PERSONAL: Jones returns to his hometown of Jackson, Tenn., during the off-season where his thriving enterprise, Too Tall's, Inc., an entertainment agency, handles recording artists for appearances and concerts. Referring to his great overall size, Too Tall informs, "My father was 5-11 and my mother 5-5½... we're still trying to figure out what happened." Also during the off-season, Jones played in nearly all of the Cowboys basketball team's 25 games and averaged 21 ppg and 15 rebounds.

JONES' COWBOYS RECORDS

Year	Opponents' Fumble Recoveries				Year	Pass Interceptions					
	No.	Yds.	Avg.	Long TD		No.	Yds.	Avg.	Long TD		
1975	1	0	0.0	0	0	1975	1	2	2.0	2	0
1976	1	0	0.0	0	0						
TOTALS	2	0	0.0	0	0						

Aaron Kyle • 25

CORNERBACK • WYOMING • 2nd YEAR
HT: 5-10 • WT: 185 • BORN: 4/6/54 • (D-1 FOR '76)

PRO: Aaron Kyle proved to be a big play man as a rookie in 1976, blocking two punts during the regular season, trapping the quarterback twice and receiving several weekly awards for his specialty teams play. The only cornerback ever selected by the Cowboys in the first round, Kyle "did a lot of good things in our special defenses last year," according to Tom Landry. "Aaron didn't progress quite as well at cornerback as we had hoped. We're confident that with a little more experience and know-how and anticipation he'll come on this season." Kyle entered training camp listed as the backup left cornerback to Benny Barnes, although he played both corners and safety in college. Used extensively on passing downs with a primary responsibility for covering backs out of the backfield last year, Kyle had a nose for the football. Added Landry, "It's funny how Aaron can get into a game and make the big plays. He seems to be where the ball is." Kyle was to get in all of pre-season this year after missing the first three weeks of camp a year ago while playing with the College All-Stars.

COLLEGE: An All-Western Athletic Conference cornerback at Wyoming, Kyle played in the East-West Shrine Bowl game in 1975. Aaron was used at both corners in college because of his 4.6 40-yard dash speed and led his team in defensive points his final two years. Kyle majored in Journalism.

PERSONAL: Aaron is another of the Cowboys newlyweds. He married the former Judy Hedrick Jan. 1, 1977, his college sweetheart who hails from Gary, Ind. Kyle is a native of Detroit. The Kyles live near Plano, Tex., northeast of Dallas.



Scott Laidlaw • 35

RUNNING BACK • STANFORD • 3rd YEAR
HT: 6-0 • WT: 205 • BORN: 2/17/53 • (D-14 FOR '75)

PRO: If Scott Laidlaw ever gets through an entire season injury-free, he may turn out to be among the league's leading rushers. As a rookie in 1975, Scott was felled by a knee injury following a good start. Then, after replacing injured Robert Newhouse with a couple of top performances in '76, Laidlaw went out for a few games himself with severe rib bruises. His return was further hindered by a bout with flu. Referring to the blast he took from all sides in the Colts game that injured his ribs, Laidlaw said, "I just told those guys, 'here, you can have the ball;' it was the hardest I was ever hit." Laidlaw can take the licks though. "Scott is tough," says Roger Staubach. "He runs with a



LAILLAW, Cont.


good angle and he gets everything he can." Adds Tom Landry, "Laidlaw is a pretty solid back. He's no speedster, but he runs well, slants well and is very tough to bring down. He reminds me of a combination of Walt Garrison and Dan Reeves." Laidlaw replaced the injured Newhouse for the final pre-season game in '76 and rushed for 66 yards and scored three touchdowns against Houston. Scott then opened the regular season with 104 yards in 19 carries against the Eagles, along with catching seven passes for 66 yards. Laidlaw returned from his own injuries late in the season to rush for 88 yards in 15 carries against Atlanta. "I think I proved I can contribute," said Scott, who finished third on the team in rushing and receiving and fourth in scoring. Adds Landry, "Scott proved last year that he can perform in the clutch, and he could be No. 1 with a great summer this year."

COLLEGE: Scott came to the Cowboys with a reputation as a good blocker and receiver after playing in a pro set at Stanford, where he also rushed for 1,300 yards his final two seasons.

PERSONAL: Scott and his wife Michele have moved to Texas year-round and live in the rural area of Parker northeast of Dallas. Originally from Hawthorne, Cal., he spent the off-season working as an architect and consultant with Rockwell, Collins Industries.

LAILLAW'S COWBOYS RECORDS

Year	Rushing					Receiving					
	Att.	Yds.	Avg.	Long	TD	Year	No.	Yds.	Avg.	Long	TD
1975	3	10	3.3	10	0	1975	11	100	9.1	25	0
1976	94	424	4.5	28	3	1976	38	325	8.6	26	1
TOTALS	97	434	4.5	28	3	TOTALS	49	425	8.7	26	1



Burton Lawless • 66

GUARD • FLORIDA • 3rd YEAR
HT: 6-4 • WT: 250 • BORN: 11/1/53 • (D-2 FOR '75)

PRO: Coach Tom Landry has a theory about second-year players. Landry feels that during that sophomore year a player just tries "to hold his own because he is learning so much." Burton Lawless spent all of last year trying to hold onto what was his after being the first rookie since Ralph Neely (in 1965) to start on the Cowboys offensive line in 1975. Then, in '76, Lawless began as the starter, gave way to fellow second-year man Herbert Scott early in the year, and later alternated with Scott as a messenger guard. "We need to establish a starter at left guard," is the way Landry put it. "Lawless and Scott have been alternating, but I feel if one of them can move ahead and become the starter we'll be stronger overall. They're both young players with excellent qualities, and it should be a good battle." Says Lawless, "I really think I had a bad year in '76. It was just a real bad slump. But I was playing well at the end of the year." Referring to the role of messenger guard, Burt says, "No, I've never forgotten a play but it has crossed my mind what might happen if I did." He was named to the Pro Football Writers and UPI All-Rookie teams in 1975.

LAWLESS, Cont.

COLLEGE: After switching from tight end to guard at Florida, he made several All-America teams and was rated the best pulling guard in the pro draft in 1975 by Cowboys scouts.

PERSONAL: Another of the Cowboys off-season newlyweds, Burton married his college sweetheart, the former Sarah Duncan, in Punta Gorda, Fla., June 20, 1977. He also obtained his degree in Physical Education from the University of Florida last spring. He and Sarah will be living in an apartment in Dallas during the '77 season.

D. D. Lewis • 50

LINEBACKER • MISSISSIPPI STATE • 9th YEAR
HT: 6-1 • WT: 215 • BORN: 10/16/45 • (D-6 FOR '68)

PRO: When you meet D. D. Lewis, you have to stop and remind yourself that for years Dallas linebackers have been shaped from the same mold — small, quick and tough. He has totaled 178 tackles the past two seasons, has four career interceptions, nine career fumble recoveries, has scored on a blocked punt and has even returned a kickoff. But there's more. Once the club's backup punter and still capable if ever needed in that area, he filled in last year as the squad's long snapper for punts. "We used D. D. to snap for punts because he is quick and can help in the coverage," reports Assistant Head Coach Jim Myers. As far as D. D.'s linebacking, Dan Pastorini says, "Lewis always seems to know what the quarterback is thinking." Lewis learned his lessons well while spending his first four years with the Cowboys understudying All-Pro Chuck Howley.

COLLEGE: The Southeastern Conference Player of the Year his senior year at Mississippi State, D. D. also earned All-America honors and was twice All-SEC despite being slightly more than 200 pounds. One scout in those days described him as "pound for pound maybe the best player in the country."

PERSONAL: D. D. plans to fulfill some career ambitions next off-season when he'll continue work as a residential real estate man for the Paula Stringer Co. of the Metroplex area. A year-around resident of the suburb of Richardson, D. D. (for Dwight Douglas) and his wife, Margaret, have two daughters, Christi (10/17/69) and Victoria (11/17/75).



LEWIS' COWBOYS RECORDS

Year	Scoring			
	TD	PAT	FG	Pts.
1973	1*	0	0	6

*Recovered blocked punt in end zone.

Year	Pass Interceptions				
	No.	Yds.	Avg.	Long	TD
1971	1	0	0.0	0	0
1972	1	15	15.0	15	0
1974	2	45	22.5	27	0
TOTALS	4	60	15.0	27	0

Year	Kickoff Returns				
	No.	Yds.	Avg.	Long	TD
1971	1	15	15.0	15	0

Year	Opponents' Fumble Recoveries				
	No.	Yds.	Avg.	Long	TD
1971	2	0	0.0	0	0
1973	2	4	2.0	4	0
1974	2	0	0.0	0	0
1975	2	38	19.0	36	0
1976	1	0	0.0	0	0
TOTALS	9	42	4.7	36	0



Harvey Martin • 79

DEFENSIVE END • EAST TEXAS STATE • 5th YEAR
HT: 6-5 • WT: 252 • BORN: 11/16/50 • (D-3 FOR '73)

PRO: If there is a member of the Cowboys who is trying to give back to his native city of Dallas all the affection that Dallas has showered upon him, then it has to be the Cowboys' right defensive end Harvey Martin, who made the Pro Bowl for the first time in 1976. Martin constantly works with youth groups, makes personal appearances and does volunteer work for charities in Dallas. And being among the most popular Cowboys has been helped by his rising stature as a player. Says defensive tackle Larry Cole, "To me, Harvey can be a super All-Pro. He's fast, quick, smart and competitive." According to Tom Landry, "I thought Harvey Martin was the bright spot of the defensive line last year. Harvey had great enthusiasm, worked hard in practice every day and that enabled him to be a truly outstanding defensive end and play in the Pro Bowl. I think he came into his own, and I see no reason why he shouldn't continue to play the way he did in '76." Martin has led the team in quarterback traps the past three seasons. Harvey had 15 in '76 and forced five other traps. Martin also had more than 90 combined tackles in 1976 and intercepted a pass. Says Harvey, "It is strictly quickness and technique playing in our defense. It takes a true athlete to play our defense but it's the best defensive scheme in the league. To trap the quarterback, you combine speed with 250 pounds and squeeze." Martin credits nightly studying of films at home for his improvement: "You cannot underestimate the importance of studying films. You have to know everything about the man across the line from you, his techniques, so that when he does something in a game you know what he's up to."

COLLEGE: Harvey was an all-conference performer at East Texas State where another top defensive end in pro football, Pittsburgh's Dwight White, was a teammate. Martin lists as one of his biggest thrills returning to his alma mater to address a crowd there: "Some of them were my professors out there; they knew how smart I was. They wanted to know what I've acquired in my mind."

PERSONAL: Harvey works for Dr Pepper during the off-season, handling promotions, youth groups and the minority market. He also has worked on Dr Pepper trucks a time or two delivering the beverage ("those guys work hard"). The "Beautiful Harvey Martin Show" on KRLD Radio in Dallas, starring "The Smiling Assassin" or "The Hard-Hearted Headhunter" is also a big hit in the Metroplex. A bachelor, Harvey worked for the American Diabetes Association this year.

MARTIN'S COWBOYS RECORDS

Opponents' Fumble Recoveries					Pass Interceptions				
Year	No.	Yds.	Avg.	Long TD	Year	No.	Yds.	Avg.	Long TD
1973	1	0	0.0	0 0	1976	1	0	0.0	0 0
1974	2	9	4.5	6 0					
TOTALS	3	9	3.0	6 0					

Ralph Neely • 73

TACKLE • OKLAHOMA • 13th YEAR
HT: 6-6 • WT: 255 • BORN: 9/12/43 • (TRADE, BALT., '65)



PRO: For three consecutive post-seasons now, Offensive Coordinator and Assistant Head Coach Jim Myers has said that, "Ralph Neely had his best season for us this year." At age 34 (in September) one would think that 12 years in the NFL might not leave much more room for improvement for Neely. But Ralph says that's not necessarily so: "Every year you learn a little something you used to be able to do but can't anymore. THAT... you keep a very secret thing. I refine and develop techniques to compensate for inadequacies I have because of age or injury." And referring to his playing weight, which was down to 238 at the end of last year, he says, "The older you get the more football-wise you should become. You don't have to rely as much on bulk. Look, you are only as old as you think you are — except in training camp." And concerning training camp, Neely says, "What I'd like to do is come to camp and wear a baseball hat. And not coach. It bugs me to be away from the family during training camp, but that's part of the game. What you have to do is lock that out of your mind." Four times an All-Pro at right tackle, Ralph switched to left tackle in 1970 when Rayfield Wright joined the lineup for good. Neely has had three knee operations, a broken hand and a broken ankle that made him miss the Super Bowl VI victory. Despite numerous appearances in the Pro Bowl and his lengthy service in the league, Ralph adds, "Football is a never-ending learning process. Sure, it's repetitious. It gets monotonous, but I don't know that you'd call it dull." Used occasionally as a tight end or wingback in certain short yardage alignments. Neely also continues to receive praise for his stellar blocking on the kickoff return team, where he again helped out last year. "The thing that is unique about the Cowboys," says Ralph, "is the amount of confidence each individual has in the other members of the team. It makes coming back again each year worthwhile."

COLLEGE: Ralph was a two-time All-America at Oklahoma, including a consensus selection his senior year in 1964. Neely was a Business Administration major in financing and accounting.

PERSONAL: The assistant to the vice president in charge of marketing for Optimum Systems, Inc., Ralph and wife Dianne and children Dale (12/31/66) and Dedra (6/23/69) live in Dallas. He and Dianne are active in diabetes work and Ralph is on the board of directors at Camp Sweeney (north Texas). Neely is a native of Little Rock, Ark., and grew up in Farmington, N. M.

NEELY'S COWBOYS RECORDS

Year	Kickoff Returns					Year	Rushing				
	No.	Yds.	Avg.	Long	TD		No.	Yds.	Avg.	Long	TD
1966	2	18	9.0	13	0	1972	1	10	10.0	10	0
1968	3	17	5.7	9	0						
TOTALS	5	35	7.0	13	0						



Robert Newhouse • 44

RUNNING BACK • HOUSTON • 6th YEAR
HT: 5-10 • WT: 205 • BORN: 1/9/50 • (D-2 FOR '72)

PRO: Even though he's been a full-time starter only once in his five years with the Cowboys, fullback Robert Newhouse entered the 1977 season as No. 4 on the all-time rushing list in Dallas club history with 2,433 career yards. The one year he was the starter all season, after Walt Garrison retired in 1975, Newhouse rambled for 930 yards, the fifth best single-season performance in Cowboys history. The stocky running back went into 1976 as the starting fullback and that was the case again during '77 pre-season. Last year, despite recurring injuries, Robert rushed for 450 yards in 116 carries (3.9 avg.) and scored three touchdowns. He also caught 15 passes for 86 yards. Robert had one of the two 100-plus yard rushing games (Scott Laidlaw had the other) achieved by a Cowboys running back last year when he churned for 120 yards vs. Seattle. Buffalo defensive end Sherman White says, "Newhouse is such a good blocking back, as well as being a good runner. He can get into you." Describing his blocking role, Newhouse says, "You've just got to fasten your chin strap two or three times and go out and hit those big guys."

COLLEGE: Newhouse gained nearly 3,000 yards rushing during his career at Houston, averaging 6.4 yards per carry in the Cougars' veer offense, and scoring 19 touchdowns despite a junior season shortened by a serious auto accident.

PERSONAL: Robert and his wife Nancy had a busy off-season traveling throughout the West and Southwest. In addition to son Rodrick Breon (5/21/75), a niece, Veona (11/10/62) joined the Newhouse(hold) during the past year. Robert currently is in an officer training program at Texas Bank & Trust, while Nancy is pursuing a bachelor's degree in Sociology. Born in Longview, Tex., Robert played high school football in Hallsville, Tex.

NEWHOUSE'S COWBOYS RECORDS

Rushing					Receiving				
Year	Att.	Yds.	Avg.	Long TD	Year	No.	Yds.	Avg.	Long TD
1972	28	116	4.1	19 1	1972	1	8	8.0	8 0
1973	84	436	5.2	54 1	1973	9	87	9.7	38 1
1974	124	501	4.0	23 3	1974	9	67	7.4	21 0
1975	209	930	4.4	29 2	1975	34	275	8.1	23 0
1976	116	450	3.9	24 3	1976	15	86	5.7	16 0
TOTALS	561	2433	4.3	54 10	TOTALS	68	523	7.7	38 1

Kickoff Returns				
Year	No.	Yds.	Avg.	Long TD
1972	18	382	21.2	30 0
1973	3	62	20.7	26 0
TOTALS	21	444	21.1	30 0

Passing							
Year	Att.	Comp.	Yds.	Pct.	Int.	Avg. Gn.	TD
1975	2	1	46	50.0	0	23.0	1

Blaine Nye • 61



GUARD • STANFORD • 10th YEAR
HT: 6-4 • WT: 265 • BORN: 3/29/46 • (D-5 FOR '68)

PRO: "I'm like salt. Nobody remembers the brand they buy." So says Blaine Nye. It is just one of the many self-assessments made by this 10-year veteran who once again was named to the All-NFC team and the Pro Bowl squad in 1976. It is the statements that Nye expresses that make him better known than he would care to admit. The key spokesman for the anonymity-stressed Zero Club (whose motto, according to Nye, is "One for None, and All for Naught"), Blaine even plays right guard with his tongue planted firmly in cheek. "When I line up across from one of the younger guys in the league, I don't say anything to him because he'll think I'm trying to psych him or something," Nye has said. "But with the older ones across the line from me, it's like old folks week." When asked late last season why he pursued a career in professional football, Nye replied, "Because playing rugby would have required moving to England." Nye is notorious for his lack of off-season training but is always ready to go once the season gets underway. Says Tom Landry, "Blaine has considered retirement and this will be a key factor in our offensive line. If he decides to play and devote all his time to that objective, he'll get the job done." Adds Cliff Harris, "Blaine gets the job done and that's the important thing." And from Assistant Head Coach Jim Myers, "I don't know a guard in the league I'd take over him." Nye is one of several Cowboys interior linemen who have made the successful switch from a defensive lineman in college to offense in the pros. "Strength and balance are probably the two things I play most on," Nye reports. "Maybe studying the game has helped a little too. Playing the offensive line is like assuming the floor is always there. Or the staircase, and if it isn't, you fall two floors. But you don't praise it while it's there." Says Eagles Coach Dick Vermeil, "Don't tell me Blaine Nye can't knock you off the ball." And, in response, Nye says, "My mother almost made me quit in high school when they made me a tackle. She wanted me to carry the ball."

COLLEGE: Nye started out as an offensive lineman at Stanford but moved to defense his final two seasons there. He has two masters' degrees (Business Administration and Physics) and is pursuing his Ph.D. at Stanford during the off-season.

PERSONAL: Back at Stanford "where studying is an understatement," Blaine related that "about the only other thing I've done in the off-season is drop by the city dump a couple times." He and his wife Annabelle and children Melissa (2/6/68) and Blaine (12/21/69) live in Dallas during the season. They will return to Menlo Park, Cal., during the off-season.



Drew Pearson • 88

WIDE RECEIVER • TULSA • 5th YEAR
HT: 6-0 • WT: 183 • BORN: 1/12/51 • (FA FOR '73)

PRO: Sometimes Cowboys fans have to stop and pinch themselves to believe it's true what Drew Pearson, the free agent from New Jersey via Tulsa University, has accomplished the past four seasons. His NFC-leading 58 receptions (for 806 yards and six touchdowns) last season gave Pearson 188 catches in four years—third best in Cowboys history behind Bob Hayes and Frank Clarke. "Drew Pearson is simply the finest receiver in pro football," says Roger Staubach. Adds Tom Landry, "Drew has performed so well for us and won so many big games for us. He had one of his great years in '76. He'll have another big year." Known not only for numerous catches but also for his game-turning, clutch grabs, Drew says, "The reason I've been able to make the clutch catches is that the quarterbacks have had confidence in me in crucial situations. I appreciate that. But the big play is just one part of being a consistent receiver." Drew was named All-Pro for the second time in 1976. Says fellow All-Pro Roger Wehrli of the St. Louis Cardinals, a cornerback who has drawn Pearson one-on-one many times, "Drew simply has great hands and he really has deceiving speed. He always has something extra, acceleration, or a little something. And anything he touches, he catches." Says Rams Coach Chuck Knox succinctly, "He's sweet."

COLLEGE: A college quarterback his first two years at Tulsa, Drew switched to wide receiver as a junior but went generally unnoticed his final two seasons in a run-oriented offense.

PERSONAL: Married to the former Marsha Haynes, daughter of Harlem Globetrotter all-time great Marques Haynes, it was only natural that Drew took over the direction of the Cowboys basketball team during the off-season. Drew and Marsha are actively involved with many charities around the Metroplex, including MS, March of Dimes, Big Brothers of America and with autistic children. They live year-around in Dallas and have one daughter, Tori Nichole (7/23/74).

PEARSON'S COWBOYS RECORDS

Year	Receiving				
	No.	Yds.	Avg.	Long	TD
1973	22	388	17.6	40	2
1974	62	1087	17.5	50	2
1975	46	822	17.9	46	8
1976	58	806	13.9	40	6
TOTALS	188	3103	16.5	50	18

Year	Rushing				
	Att.	Yds.	Avg.	Long	TD
1974	3	6	2.0	22	0
1975	1	11	11.0	11	0
1976	2	20	10.0	11	0
TOTALS	6	37	6.2	22	0

Year	Passing				
	Att.	Comp.	Yds.	Pct.	Int.
1974	1	1	46	1.000	0
1976	1	1	39	1.000	0
TOTALS	2	2	85	1.000	0

Year	Punt Returns			
	No.	Yds.	Avg.	Long
1973	2	13	6.5	13

Year	Kickoff Returns			
	No.	Yds.	Avg.	Long
1973	7	155	22.1	26

Year	Miscellaneous Scoring				Pts.
	TD	PAT	FG	FG	
1974	1*	0	0	0	6
1976	1*	0	0	0	6
TOTALS	2	0	0	0	12

*Recovered fumble in end zone.

Preston Pearson • 26



RUNNING BACK • ILLINOIS • 11th YEAR
HT: 6-1 • WT: 206 • BORN: 1/17/45 • (FA FOR '75)

PRO: After being the free agent "find" of 1975 and the man credited most for sprucing up the Cowboys attack in the drive to the Super Bowl two years ago, Preston Pearson went through a difficult 1976 campaign because of knee surgery following a training camp injury. Listed as the starting tailback at the beginning of the year, Preston managed to start just two games — against Atlanta and St. Louis late in the campaign. According to Roger Staubach, going into this year's training camp, "Preston is in the best shape of his life. He's ready to make it all the way back." Adds Tom Landry, "Preston is a move man, a tremendous route runner who is like having another wide receiver in the lineup. There are few who can do as much with a screen pass as Preston. He's a fine football player with great character."

COLLEGE: An All-Big Ten basketball player at Illinois where he was a starter for three years after walking on as a freshman, Preston did not play college football.

PERSONAL: Preston was with Baltimore three years and Pittsburgh five others (1968-74) as a part-time starter at running back. He still has plenty of business interests in his off-season home, Pittsburgh, where he is active in buying and selling duplexes and apartment buildings. The Pearsons — wife Linda, and sons Gregory Keith (12/28/69) and Matthew Jay (9/29/72), will join Preston in Dallas for the '76 regular season.

PEARSON'S PITTSBURGH RECORDS

Rushing					
Year	Att.	Yds.	Avg.	Long	TD
1970	173	503	2.9	30	2
1971	131	605	4.6	27	0
1972	67	264	3.9	21	0
1973	132	554	4.2	47	2
1974	70	317	4.5	53	4
TOTALS	573	2243	3.9	53	8

Receiving					
Year	No.	Yds.	Avg.	Long	TD
1970	6	71	11.8	18	0
1971	20	246	12.3	44	2
1972	11	79	7.2	15	0
1973	11	173	15.7	36	2
1974	11	118	10.7	31	0
TOTALS	59	687	11.6	44	4

Kickoff Returns					
Year	No.	Yds.	Avg.	Long	TD
1970	4	114	28.5	35	0
1971	7	205	29.3	77	0
1972	13	292	22.5	42	0
1973	16	308	19.3	28	0
1974	12	258	21.5	25	0
TOTALS	52	1157	22.6	77	0

PEARSON'S BALTIMORE RECORDS

Rushing					
Year	Att.	Yds.	Avg.	Long	TD
1968	19	78	4.1	13	0
1969	24	81	3.4	10	0
TOTALS	43	159	3.7	13	0

Receiving					
Year	No.	Yds.	Avg.	Long	TD
1968	2	70	35.0	61	2
1969	4	64	16.0	37	0
TOTALS	6	134	22.3	61	2

Kickoff Returns					
Year	No.	Yds.	Avg.	Long	TD
1968	15	527	35.1	102	2
1969	31	706	22.8	51	0
TOTALS	46	1233	26.8	102	2

PEARSON'S COWBOYS RECORDS

Rushing					
Year	Att.	Yds.	Avg.	Long	TD
1975	133	509	3.8	32	2
1976	68	233	3.4	21	1
TOTALS	201	742	3.7	32	3

Receiving					
Year	No.	Yds.	Avg.	Long	TD
1975	27	351	13.0	49	2
1976	23	316	13.7	30	2
TOTALS	50	667	13.3	49	4

Kickoff Returns					
Year	No.	Yds.	Avg.	Long	TD
1975	16	391	24.4	42	0



Jethro Pugh • 75

**DEFENSIVE TACKLE • ELIZABETH CITY STATE • 13th YEAR
HT: 6-6 • WT: 250 • BORN: 7/3/44 • (D-11 FOR '65)**

PRO: Among other niceties he wrote about Jethro Pugh prior to last year's Rams playoff game, Los Angeles syndicated columnist Jim Murray probably put it better than anyone else about Pugh's

career when he penned: ". . . Jethro is the best defensive tackle in the history of the National Football League who never made it to the Pro Bowl." As Pugh once put it, "Without a name like Jethro Pugh, I might really be anonymous." Last year turned out to be one of the toughest of his career as Jethro played the entire season with a bad shoulder, having to protect the arm by wearing a harness while he played. His number of tackles and assists fell off, as did his quarterback traps, but it's too soon to write off Jethro Pugh as a top player. Even though he is in his 13th season with Dallas, Pugh is just 33 years old since he came out of tiny Elizabeth City State in 1965 at age 20. "As for me, I've been playing so long I should have learned something," Jethro states. "I can do a good job for at least a couple more years." Tom Landry, in his off-season analysis of the '76 Cowboys, said that the biggest problem in the defensive line last year was the injured shoulder suffered by Pugh early in the season. "He couldn't raise his arm or use his hands well after that, and didn't have the year he normally has," said Landry. "The injury was corrected by surgery during the off-season, and with a good rehabilitation program, he should return to form at left tackle. He's our most experienced defensive lineman." Jethro's playing weight the last three years has dropped 10 or 12 pounds to give him more quickness. St. Louis' rough and tumble guard Conrad Dobler says about Pugh, "Jethro's one of the best around. He doesn't gripe and complain. He just goes out and does his job. Nothing you can do or say to him will knock him off his game." Says Pugh, "You aren't going to tear the heads off most NFL players because they are too quick. I just try to get the job done."

COLLEGE: Since Elizabeth City State University (N. C.) did not award football scholarships in the 1960s, Jethro enrolled there with no fanfare, yet went on to be his squad's most valuable lineman as a senior and twice received All-Carolina Intercollegiate Athletic Association honors.

PERSONAL: An active businessman in Dallas during the off-season, Jethro and his wife Beverly have two children, Jethro III (10/20/68) and Jethrolyn Jo (3/3/71).

PUGH'S COWBOYS RECORDS

Opponents' Fumble Recoveries					Interceptions						
Year	No.	Yds.	Avg.	Long	TD	Year	No.	Yds.	Avg.	Long	TD
1969	1	0	0.0	0	0	1970	1	0	0.0	0	0
1971	1	0	0.0	0	0						
1972	1	0	0.0	0	0						
1973	4	35	8.8	35	0						
1975	1	0	0.0	0	0						
TOTALS	8	35	4.4	35	0						

Tom Rafferty • 64

GUARD-CENTER • PENN STATE • 2nd YEAR
HT: 6-3 • WT: 250 • BORN: 8/2/54 • (D-4 FOR '76)

PRO: Rafferty showed plenty of promise from the beginning of pre-season training last year and was used throughout the regular season as the snapper for field goals and extra points, even though he was a guard in college. Concerning the snapping for placements role, Tom says, "I just try to forget everybody that's around me, and look back at (holder) Charlie Waters' hands. You get a lot of ankles in the throat with people trying to jump over you." Tom Landry sees Rafferty as a potential starter at guard in the future. "He showed good promise last year," said Landry, "and if he continues to progress, he will become a good offensive lineman." Rafferty was considered the top pulling guard in the '76 draft by Cowboys scouts, one of whom, Reed Johnson, put it this way about Tom: "Rafferty practices well and plays well. He seems to have a singleness of purpose much like a lot of Penn State football players."

COLLEGE: During his final two seasons at Penn State, Tom consistently graded at 90 percent efficiency or better in all games. He earned All-America honors from Football News and the Football Writers Association. He was a Health and Physical Education major at Penn State.

PERSONAL: Born in Syracuse, N. Y., Tom grew up in Manlius, N. Y. and was a high school All-America lacrosse player, in addition to being a starter in football and basketball at Fayetteville High School. He and his wife Donna were married a month before training camp in 1976 and live in Dallas.



Beasley Reece • 82

CORNERBACK • NORTH TEXAS STATE • 2nd YEAR
HT: 6-1 • WT: 193 • BORN: 3/18/54 • (D-9 FOR '76)

PRO: The lowest draft choice to survive among the Cowboys' 10 rookies last year (ninth round), Reece split his time between cornerback and wide receiver. "Beasley requested the opportunity to compete at defensive back this season," reported Coach Tom Landry. "This works out well, because with Mel (Renfro) and Mark (Washington) having off-season surgery, we want to be sure we have sufficient depth at the corners." Added Landry, "Reece shows a lot of quickness and speed. He was a good defensive back in college." A member of a football family of fleet-footed pro players, Reece is a cousin of Greg



REECE, Cont.

Pruitt of the Browns and Randy Logan of the Eagles. A dedicated member of the off-season conditioning program, Beasley says, "My religion and football have received my entire dedication."

COLLEGE: Reece played left cornerback at North Texas State his junior and senior seasons and accumulated four career interceptions, returning one 41 yards against Tennessee. A Journalism major, Beasley relates that the most humorous thing that happened to him in college was getting his bell rung against Memphis State so hard that he staggered into the Memphis State huddle and lined up with the opponent for the next play.

PERSONAL: A canoeing, hunting, fishing and jogging enthusiast, Reece is a native Texan from Waco. He is a bachelor and now lives in Dallas during the entire year.

REECE'S COWBOYS RECORDS

Year	Receiving					TD
	No.	Yds.	Avg.	Long		
1976	1	6	6.0	6	0	



MEL RENFRO, ROY JEFFERSON (Redskins)



Mel Renfro • 20

CORNERBACK • OREGON • 14th YEAR
HT: 6-0 • WT: 192 • BORN: 12/30/41 • (D-2 FOR '64)

PRO: There are some who will say Mel Renfro is in the twilight of his great career but 35-year-old Mel will have no part of that talk. "I feel I can have another good year," he reports. "When

I was in the lineup last year, I wasn't beaten one time for a touch-down." Renfro missed portions of seven games last year with knee problems and had off-season surgery to correct damaged cartilage. Again this year during the off-season he was a leader among the veterans, working himself back into top condition. "I'm an old cagey ball player," is the way 'Fro puts it. "I plan to play as long as I can do the job. Each year you must work harder and harder to keep up with the younger players. So I have to get better and better each year." Says Tom Landry, "With Mel's knee and age, it's going to be pretty hard for him to play consistently any more. He can play a certain number of games, but to battle 14 weeks in a row is going to be very difficult for him." Landry also noted that when he was in the lineup at right cornerback last year, Renfro was "brilliant." Mel is second (to Bob Lilly) all-time among the Cowboys in Pro Bowl appearances with 10 (his first 10 years in the league) and also a five-time All-Pro.

COLLEGE: One of the greatest all-around athletes in Oregon history, Renfro was All-America as a halfback and a world class performer in track and field.

PERSONAL: Renfro was born in Houston but calls Portland, Ore.. his hometown. He has residences in both Portland and Dallas and has three children — Melvin Jr. (1/25/64), Anthony (3/29/65) and Cynthia (3/14/68). He works with the Diabetes Association and has given consideration to becoming a coach once his playing days are concluded.

RENFRO'S COWBOYS RECORDS

Pass Interceptions					Rushing				
Year	No.	Yds.	Avg.	Long TD	Year	No.	Yds.	Avg.	Long TD
1964	7	110	15.7	39 1	1966	8	52	6.5	27 0
1965	2	92	46.0	90 1	Punt Returns				
1966	2	57	28.5	33 0	Year	No.	Yds. <td>Avg. <td>Long TD</td> </td>	Avg. <td>Long TD</td>	Long TD
1967	7	38	5.4	30 0	1964	32	418	13.1	69 1
1968	3	5	1.7	5 0	1965	24	145	6.0	35 0
1969	10	118	11.8	41 0	1966	21	123	5.9	38 0
1970	4	3	0.8	3 0	1967	3	-1	-0.3	7 0
1971	4	11	2.8	7 0	1969	15	80	5.3	34 0
1972	1	0	0.0	0 0	1970	13	77	5.9	29 0
1973	2	65	32.5	35 1	1974	1	0	0.0	0 0
1974	1	6	6.0	6 0	TOTALS	109	842	7.7	69 1
1975	4	70	17.5	22 0	Opponents' Fumble Recoveries				
1976	3	23	7.7	23 0	Year	No.	Yds.	Avg.	Long TD
TOTALS	50	598	12.0	90 3	1965	2	1	0.5	1 0
Kickoff Returns					1967	1	0	0.0	0 0
Year	No.	Yds.	Avg.	Long TD	1968	1	6	6.0	6 0
1964	40	1017	25.4	64 0	1972	1	3	3.0	3 0
1965	21	630	30.0	100 1	1973	2	0	0.0	0 0
1966	19	487	25.6	87 1	1974	1	6	6.0	6 0
1967	5	112	22.4	30 0	TOTALS	8	16	2.0	6 0
TOTALS	85	2246	26.4	100 2	Receiving				
					Year	No.	Yds.	Avg.	Long TD
					1966	4	65	16.3	42 0



Golden Richards • 83

WIDE RECEIVER • HAWAII • 5th YEAR
HT: 6-0 • WT: 180 • BORN: 12/31/50 • (D-2 FOR '73)

PRO: When sprinter Bob Hayes gave way as the starting split end for the Cowboys in 1974, another sprinter, Golden Richards, was the man who took over. After grabbing 47 passes for better than 900 yards and nine touchdowns in '74 and '75, Golden was slowed last year by a hamstring injury that eventually forced him out of the starting lineup late in the season. He still finished with 19 receptions for 414 yards and three touchdowns. "I put team success before individual success," Golden reports, who during his career has been known for his long touchdown catches. Since he joined the club, Golden has caught scoring passes of 53, 52, 58, 46, 43 and 62 yards, often by simply out-sprinting the opposition.

COLLEGE: Somewhat of a surprise second-round selection because he missed much of his senior year at Hawaii with a leg injury, Golden had transferred to Hawaii for his final year after leading the nation in punt returns at Brigham Young as a junior.

PERSONAL: A native of Salt Lake City, Utah, Golden and his wife Barbara live in Dallas. He is active in many charities, including Big Brothers, the West Texas Boys Ranch, Special Olympics and alcohol and drug abuse programs. He also is a member of the Fellowship of Christian Athletes.

RICHARDS' COWBOYS RECORDS

Year	Rushing				Long	TD
	Att.	Yds.	Avg.			
1973	1	2	2.0	2	0	
1974	1	-5	-5.0	-5	0	
1975	3	18	6.0	11	0	
TOTALS	5	15	3.0	11	0	
Year	Punt Returns				Long	TD
	No.	Yds.	Avg.			
1973	21	139	6.6	46	0	
1974	13	74	5.7	15	0	
1975	28	288	10.3	43	1	
TOTALS	62	501	8.1	46	1	

Year	Receiving				Long	TD
	No.	Yds.	Avg.			
1973	6	91	15.2	53	1	
1974	26	467	18.0	58	5	
1975	21	451	21.5	62	4	
1976	19	414	21.8	56	3	
TOTALS	72	1423	19.8	62	13	
Year	Kickoff Returns				Long	TD
	No.	Yds.	Avg.			
1973	3	44	14.7	20	0	



Jay Saldi • 87

TIGHT END • SOUTH CAROLINA • 2nd YEAR
HT: 6-3 • WT: 224 • BORN: 10/8/54 • (FA FOR '76)

PRO: Jay fought the odds last year to be the only rookie free agent to stick with the Cowboys but his contributions didn't stop there. Thrust into the role as backup tight end to Billy Joe

SALDI, Cont.

DuPree, Saldi filled the gap through hard work and dedication. He averaged five hours a day, six days a week of pre-training camp conditioning work at the Cowboys practice facility in Dallas. "Most people didn't figure Jay would stick," said Tom Landry, "but he did because he's a great competitor. He's a very aggressive football player and he'll hit, he has good speed and he catches the ball."

COLLEGE: A high school All-America football player, Jay was South Carolina's regular tight end for a couple seasons and calls a 56-16 thrashing of Clemson his most memorable football experience in college. He was back at South Carolina during the off-season finishing his degree in Public Relations and Advertising.

PERSONAL: A bachelor, Saldi is a native of White Plains, N. Y., where he was a three-sport star in high school. He was active with the Cowboys basketball team last winter, playing both guard and forward. He now is a year-round resident of Dallas.

SALDI'S COWBOYS RECORDS

Year	Receiving				Year	Kickoff Returns			
	No.	Yds.	Avg.	Long TD		No.	Yds.	Avg.	Long TD
1976	1	6	6.0	6 0	1976	1	9	9.0	9 0

Year	Rushing			
	Att.	Yds.	Avg.	Long TD
1976	1	19	19.0	19 0

Greg Schaum • 78

DEFENSIVE END • MICHIGAN STATE • 2nd YEAR
HT: 6-4 • WT: 246 • BORN: 1/1/54 • (D-7A FOR '76)

PRO: The Cowboys went the entire '76 season with just six defensive linemen (although Randy White was available for emergencies), mostly because of the confidence the coaching staff held for Greg Schaum, who is listed as the backup for both Too Tall Jones and Harvey Martin at defensive end. Also a specialty teams regular, Schaum played defensive tackle and middle guard in college after having played both ways at tackle in high school. "Greg showed some qualities as a rookie," said Tom Landry. "We hope he'll continue to improve and give us depth in the line."

COLLEGE: A second team All-Big 10 pick as a senior, Schaum majored in Criminal Justice at MSU. He says the 16-13 win over Ohio State in 1974 was his greatest college football experience.

PERSONAL: A native of Baltimore, Md., Greg wrestled and played lacrosse in addition to being a high school All-America football player at Baltimore Polytechnic Institute. A bachelor, Greg returned to MSU during the off-season and worked on his degree while also working at the Jackson State Prison as an assistant administrator. He also is active with the M/S Society of Greater Lansing.





Herbert Scott • 68

GUARD • VIRGINIA UNION • 3rd YEAR
HT: 6-2 • WT: 250 • BORN: 1/18/53 • (D-13 FOR '75)

PRO: Herb Scott has quietly made a good impression in his two seasons in the National Football League. Herb made the most of his chances as a rookie—making the team after being a low-round draft selection, then starting the second game of his pro career when Burton Lawless, who was ahead of him at the time, was injured. "It was a big opportunity," said Scott then. Last year Herbert moved in ahead of Lawless as the starting left guard early in the year because, according to Tom Landry, "He is doing a very good job pulling and hitting people. Herb is a strong and explosive blocker." Later in the '76 season Scott and Lawless were alternating as messenger guards when Landry abandoned the tactic of using his running backs for that role. As far as making it with the Cowboys, Scott says, "The veterans here always encouraged me. They told me to keep trying . . . that I had a chance to succeed if I stayed in there and kept it up."

COLLEGE: An excellent all-around athlete at Virginia Union, Herbert put the shot in track as well as playing tight end, tackle and guard on the football team.

PERSONAL: Herb and his wife, Gayle, return to his home town of Virginia Beach, Va., during the off-season where he teaches school. They live in an apartment in Dallas during football season.



Roger Staubach • 12



QUARTERBACK • NAVY • 9th YEAR
HT: 6-3 • WT: 202 • BORN: 2/5/42 • (D-10, Future, '64)

PRO: Since joining the Cowboys for the 1969 season following four years' service in the Navy, Roger Staubach has led the National Football League in passing twice ('71 and '73), was the Most Valuable Player in Super Bowl VI and ranks first or second in every career passing category in Cowboys history. Praise has come from all corners for Staubach, from his play on the field to his outstanding leadership: Bum Phillips, "Staubach is the difference in that team and he would be the same wherever he was. I think he plays to his ability more than anyone else. To me he is the kind of guy who is a winner from the bottom of his shoes right up to his helmet. He does whatever it takes to win."; Bill Bergey, "Staubach without question has carried his leadership ability from the Naval Academy into pro football and he's good for the game on and off the field. And he's their leader, one everyone can rally around."; Ted Marchibroda, "There's no doubt that in order to beat Dallas you must control Staubach."; Hank Stram, "Nothing seems to bother Staubach, even though people are flying by him. His concentration is so good, he's geared in to the receiver so well. He gives Dallas that extra dimension you have to have when you win big."; To which Bob Griese once said, "Roger will be the quarterback for Dallas for however long he wants to play." Concludes Drew Pearson, "When Roger rolls, we roll."

COLLEGE: Not only was Staubach the best quarterback in Naval Academy history, he also lettered in basketball and baseball, hitting .420 one year as a centerfielder in the latter sport. He was everybody's All-America at Navy for two years and received the Maxwell and Heisman Trophies.

PERSONAL: The native Cincinnati and his wife Marianne live in Dallas today and have five children — Jennifer (6/21/66), Michelle (5/23/68), Stephanie Marie (6/25/69), Jeffrey Roger (12/28/74), and Amy (7/6/77). He is in the real estate business in Dallas (Henry S. Miller Co.) and is active with numerous charities, most notably the Paul Anderson Youth Home. While in the Navy, he served in Vietnam.

STAUBACH'S COWBOYS RECORDS

Year	Rushing			
	Att.	Yds.	Avg.	Long TD
1969	15	60	4.0	19 1
1970	27	221	8.2	25 0
1971	41	343	8.4	31 2
1972	6	45	7.5	20 0
1973	46	250	5.4	18 3
1974	47	320	6.8	29 3
1975	55	316	5.7	17 4
1976	43	184	4.3	18 3
TOTALS	280	1739	6.2	31 16

He is in the real estate business in Dallas (Henry S. Miller Co.) and is active with numerous charities, most notably the Paul Anderson Youth Home. While in the Navy, he served in Vietnam.

Year	Receiving			
	No.	Yds.	Avg.	Long TD
1974	1	-13	-13.0	-13 0

Year	Att.	Comp.	Passing			Int.	Avg. Gn.	TD	Rating
			Yds.	Pct.	Yds.				
1969	47	23	421	48.9	2	9.0	1	69.3	
1970	82	44	542	53.7	8	6.6	2	44.5	
1971	211	126	1882	59.7	4	8.9	15	104.8	
1972	20	9	98	45.0	2	4.9	0	20.4	
1973	286	179	2428	62.6	15	8.5	23	94.6	
1974	360	190	2552	52.8	15	7.1	11	68.5	
1975	348	198	2666	56.9	16	7.7	17	78.6	
1976	369	208	2715	56.4	11	7.4	14	79.9	
TOTALS	1723	977	13304	56.7	73	7.7	83	80.0	



Mark Washington • 46

CORNERBACK • MORGAN STATE • 8th YEAR
HT: 5-11 • WT: 187 • BORN: 12/28/47 • (D-13 FOR '70)

PRO: After 1975 was Mark's first full year as a starter at left cornerback (injuries had slowed him in previous seasons), the crafty veteran from Morgan State moved to right cornerback for '76.

The switch came after a concussion first cost Mark his left corner job (when Benny Barnes stepped in and played well) and then when right cornerback Mel Renfro had recurring knee problems. Washington intercepted four passes (for the second season in a row) to lead the Cowboys in that category in 1976. In addition to an ankle injury that put him out of the starting lineup in '74 and the head injury that eventually forced him to shift around last season, Washington had knee surgery twice, including the past off-season. "I think Mark played very well for us at the right corner," said Tom Landry. "He had knee surgery, but I think he can come back this year and play well again." Washington is called "Strip" by his teammates for his uncanny ability to loosen the ball from a receiver's grasp.

COLLEGE: While Morgan State was winning 31 consecutive games during Mark's career there, he was named comeback player of the year as a junior and co-captained the squad as a senior. He finished with 15 career interceptions.

PERSONAL: Mark and his wife Linda and their daughter Lisa Joy (3/16/74) live in Dallas where Mark hustles between two off-season jobs. In addition to working for the Department of Commerce in their Business Management program, Washington joined the Western Company of North America this year as a sales trainee. That latter firm services oil wells.

WASHINGTON'S COWBOYS RECORDS

Pass Interceptions					Opponents' Fumble Recoveries						
Year	No.	Yds.	Avg.	Long	TD	Year	No.	Yds.	Avg.	Long	TD
1970	1	0	0.0	0	0	1970	1	0	0.0	0	0
1973	1	0	0.0	0	0	1972	2	0	0.0	0	0
1974	1	0	0.0	0	0	1973	1	0	0.0	0	0
1975	4	26	6.5	23	0	1975	2	0	0.0	0	0
1976	4	49	12.3	22	0	TOTALS	6	0	0.0	0	0
TOTALS	11	75	6.8	23	0						

Kickoff Returns					
Year	No.	Yds.	Avg.	Long	TD
1970	5	242	48.4	100	1
1973	1	0	0.0	0	0
TOTALS	6	242	40.3	100	1



Charlie Waters • 41



SAFETY • CLEMSON • 8th YEAR
HT: 6-2 • WT: 198 • BORN: 9/10/48 • (D-3 FOR '70)

PRO: Never has intense concentration—from the beginning of training camp to the season's conclusion—helped a veteran play to his fullest ability as it helped Charlie Waters in 1976. Waters, who admitted that he totally engrossed himself in everything he did on the football field last year, saw the concentrated effort pay off. "For a while I thought he might burn himself out, he was hitting so hard and going all-out, even in early practice sessions," said fellow safety Cliff Harris. "But he didn't (burn out) and Charlie really had a great season." Waters made the Pro Bowl for the first time in '76 after settling in at strong safety for his first full season there. Prior to last year, Waters had played free safety and both cornerbacks. "Strong safety is my best position," Waters reports, "and I want to continue being successful. At strong safety, I invite things to happen." Said Tom Landry, "Charlie became an excellent strong safety, probably the best in the league at the end of the year. I think he will continue to improve. He's dedicated to becoming a top pro and when you have that kind of dedication and the ability that Charlie has, you usually achieve great success." Waters was one of three Cowboys to notch more than 100 tackles in '76 with 65 tackles and 38 assists. He also intercepted three passes for a career total of 26, fourth all-time in Dallas club history. Waters' best seasons appear to be ahead of him. "I just don't want to be the best at my position," he says, "but the best in my eyes . . . I'm my biggest critic." Charlie recovered one fumble last year, filled the short man role on punt returns, held for place kicks and worked especially hard on his technique against the run.

COLLEGE: Charlie split time between quarterback and wide receiver at Clemson. In just 15 games as a pass-catcher, he nabbed 68 passes for 1,165 yards.

PERSONAL: Charlie married former Dallas model Rosie Holotik last January and they live in Dallas. Charlie works with Frank Parra Chevrolet in Irving during the off-season.

WATERS' COWBOYS RECORDS

Year	Pass Interceptions				
	No.	Yds.	Avg.	Long	TD
1970	5	45	9.0	20	0
1971	2	37	18.5	30	0
1972	6	132	22.0	56	1
1973	5	112	22.4	44	0
1974	2	26	13.0	24	0
1975	3	55	18.3	35	1
1976	3	6	2.0	5	0
TOTALS	26	413	15.9	56	2

Year	Punt Returns				
	No.	Yds.	Avg.	Long	TD
1971	9	109	12.1	42	0
1972	9	56	6.2	17	0
1974	1	8	8.0	8	0
TOTALS	19	173	9.1	42	0

Year	Opponents' Fumble Recoveries				
	No.	Yds.	Avg.	Long	TD
1970	1	0	0.0	0	0
1973	1	15	15.0	15	0
1976	1	0	0.0	0	0
TOTALS	3	15	5.0	15	0

Year	Kickoff Returns				
	No.	Yds.	Avg.	Long	TD
1970	1	6	6.0	6	0
1971	1	18	18.0	18	0
1972	2	18	9.0	18	0
1975	1	0	0.0	0	0
TOTALS	5	42	8.4	18	0

Danny White • 11



QUARTERBACK-PUNTER • ARIZONA STATE • 2nd YEAR
HT: 6-2 • WT: 192 • BORN: 2/9/52 • (D-3A FOR '74)

PRO: Just prior to the start of the 1974 draft, when the Cowboys swapped Tody Smith and Billy Parks to Houston for the right to make the first selection (with which Ed Jones was acquired), club management also made sure they received Houston's third pick in the deal. That selection turned out to be Danny White, who may eventually make the deal look like a bigger coup than it already has been. Following two years with Memphis in the now-defunct World Football League, White joined the Cowboys last year and won the backup quarterback job to Roger Staubach in pre-season. "He's a great athlete and a great quarterback," says no less an authority than Roger himself. One year the leading punter in the WFL, White was booming 'em for the Cowboys in '76 until a training camp knee injury cut down his efficiency. "White is going to be one of the top punters in the league," reports Tom Landry. "He couldn't do his best last year because of torn cartilage in his knee which has been corrected by off-season surgery." As far as his quarterbacking, Landry says, "White is an excellent prospect, a good young football player who has the type of leadership ability and competitiveness that enables him to get the job done. We didn't get to play Danny as much as we would have liked last season, but when we put him in he performed for us."

COLLEGE: White guided Arizona State to a 32-4 record as quarterback for three seasons, establishing seven major collegiate passing records. He was second among NCAA Division I players in total offense in 1973.

PERSONAL: A native of Mesa, Ariz., Danny and his wife JoLynn and two sons, Ryan (4/26/73) and Geoffrey (1/4/76), live in Dallas.

WHITE'S COWBOYS RECORDS

Year	Rushing					Year	Punting				
	Att.	Yds.	Avg.	Long	TD		No.	Yds.	Avg.	Long	Blk.
1976	6	17	2.8	14	0	1976	70	2690	38.4	54	2
Year	Passing					Year	Punting				
	Att.	Comp.	Yds.	Pct.	Int.		Avg.	Gn.	TD	Rating	
1976	20	13	213	65.0	2	10.7	2	-	-	-	



Randy White • 54

LINEBACKER • MARYLAND • 3rd YEAR
HT: 6-4 • WT: 245 • BORN: 1/15/53 • (D-1A FOR '75)

PRO: Randy White is the Cowboys' young linebacker with the great nickname — "Manster" (hung on him by Charlie Waters "because he's part Man and part Monster"). Going into training camp,

WHITE, Cont.

White was expected to become a starter for the Cowboys after two seasons of understudying Lee Roy Jordan at middle linebacker (while occasionally being used in the defensive line in passing situations). The one change for '77 is that White will not replace Jordan in the middle but will move to strongside linebacker which, according to Tom Landry, "will be a familiar position to White because he played a similar position throughout his college career at Maryland." Says Randy, "I'm working hard to learn strongside linebacker. I'm going to play the best I can at that spot." Revered by his teammates for his strength and speed, he also has received praise for his coachability. Says Linebacker Coach Jerry Tubbs, "Randy's such a great competitor and is extremely quick, tough-minded and strong. He'll fight if he has to. You couldn't ask for a better person to coach. He's 100 percent football player." Randy was named to the Pro Football Writers All-Rookie team in '75 when he had seven quarterback traps and numerous other big plays. In 1976 White had 25 tackles and 17 assists and five quarterback traps. "He's going to be fantastic," said Jordan, "and he's also a great team player." With a 4.75 composite in the 40-yard dash and the ability to bench press more than 400 pounds, White and close friend Bob Breunig (who moved to the middle to replace Jordan) should have much to do with the performance of the Cowboys' new defense, "Doomsday II."

COLLEGE: The consensus All-America from Maryland won the Outland Trophy as the best college lineman in the nation his senior year and also received the Vince Lombardi award. A defensive end in college, he was the second person selected in the 1975 draft.

PERSONAL: A bachelor, White gets plenty of physical therapy during the off-season working on his farm near Landenberg, Pa. Born in Pittsburgh, he played high school football in Wilmington, Del., and is one of the few pro football players who prepped in that state. He also maintains an apartment in Dallas during the season.

WHITE'S COWBOYS RECORDS

Opponents' Fumble Recoveries					
Year	No.	Yds.	Avg.	Long	TD
1975	2	0	0.0	0	0
1976	1	0	0.0	0	0
TOTALS	3	0	0.0	0	0

VETERANS PRONUNCIATION GUIDE

Bob Breunig (**BREW-nig**)
Billy Joe DuPree (**dew-PREE**)
Jim Eidson (**ED-son**)
Efren (**ef-REN**) Herrera
Jay Saldi (**SAL-dee**)
Greg Schaum (**SHAHM**)
Roger Staubach (**STAH-bock**)



Rayfield Wright • 70

TACKLE • FORT VALLEY STATE • 11th YEAR
HT: 6-6 • WT: 260 • BORN: 8/23/45 • (D-7 FOR '67)

PRO: Rayfield played in his sixth consecutive Pro Bowl last year, as the giant tackle continued to etch a place for himself among the great offensive linemen in the game. Known as the "Big Cat,"

Wright long has received the praise of opponents who have played across the line. Says Carl Eller, "I think Rayfield is pretty much the composite of an All-Pro tackle. An all-day fight with him is definitely not my idea of a pleasant afternoon." Adds All-Pro Jack Youngblood, "Rayfield is my biggest weakness. He's a nightmare. We cancel each other out." A four-time All-Pro himself, it hasn't been all success for Wright. He came out of little Fort Valley State (Ga.) where he played tight end and safety. His first three years with the Cowboys were spent trying to find a position. Rayfield was tried at tackle, tight end, defensive end, then settled at right tackle for good in 1970 when Ralph Neely moved to left tackle. "Most teams are right handed (on offense) so opponents usually put their best defensive players on the left side," says Wright. "As the right offensive tackle that means I usually get their best defensive end." Playing the offensive line is a lot more complicated than some might think, according to Rayfield, "You look for certain situations because you're not always blocking the man in front of you. One of the hardest things to do in this business is to prepare the same way no matter who you're playing. You get up for the tough teams, but if you don't get up for all the teams, you will lose." Wright worked extensively during the off-season to strengthen a knee that gave him some trouble in '76. Says Tom Landry, "The knee hampered Rayfield last year and the intensive rehabilitation program is an effort to get him back to where he was physically. This is a major key to our offensive line's performance in '77." Wright lines up at tight end in some short yardage situations, reminding him of the old days at that position. "I'd like to get a couple more touchdowns," muses Rayfield, who scored one in 1968. "That would be nice for a tackle."

COLLEGE: A three-sport star in college, Rayfield ran a 50-flat 440 in track and lettered in football and basketball and also was all-conference in the latter two sports.

PERSONAL: "I had a very quiet off-season," Big Cat reported. "I worked very hard in our conditioning program and getting myself ready for this season." Wright and his wife Andrea and their children, LaRay Adrian (3/25/72) and Anitra Joyclyn (4/21/74), live in Dallas. The Wrights return to their home state of Georgia on vacation every year where Rayfield earned 21 merit badges in Boy Scouts as a youngster.

WRIGHT'S COWBOYS RECORDS

Year	Receiving				Year	Rushing			
	No.	Yds.	Avg.	Long TD		No.	Yds.	Avg.	Long TD
1968	1	15	15.0	15	1	-10	-10.0	-	0
1969	1	12	12.0	12	0				
TOTALS	2	27	13.5	15	1				

Charles Young • 30



RUNNING BACK • NORTH CAROLINA STATE • 4th YEAR
HT: 6-1 • WT: 218 • BORN: 10/13/52 • (D-1B FOR '74)

PRO: Charles Young captured the starting tailback position during pre-season in 1976 but ran into difficulties once the regular season began. He opened against Philadelphia and New Orleans, totaling 57 yards rushing and catching five passes in those contests before giving way in the lineup to Doug Dennison. Young finished '76 with 208 yards rushing in limited duty (4.3 yards per carry) and caught a dozen passes for 134 yards and his only touchdown. "We've had great hopes for Charlie Young ever since we drafted him in the first round in 1974," said Tom Landry during pre-season '77. "He's had a lot of injuries and really hasn't reached the level we would like to have seen at this point. Maybe he'll come through for us this year. We hope so."

COLLEGE: Young had a brilliant three-year career at N. C. State, rushing for 1,657 yards, scoring 17 touchdowns and averaging six yards per carry after coming to the Wolfpack from cross-town Enloe High School in Raleigh.

PERSONAL: Charles and his wife Valerie had their first child during the off-season, Carmen Nicole (1/7/77). They live year-'round in Dallas where Charles worked for Forest Lane Porsche-Audi as a salesman this year.

YOUNG'S COWBOYS RECORDS

Rushing						Receiving					
Year	Att.	Yds.	Avg.	Long	TD	Year	No.	Yds.	Avg.	Long	TD
1974	33	205	6.2	53	0	1974	11	73	6.6	14	0
1975	50	225	4.5	29	0	1975	18	184	10.2	42	1
1976	48	208	4.3	24	0	1976	11	134	12.2	25	1
TOTALS	131	638	4.9	53	2	TOTALS	40	391	9.8	42	2

Kickoff Returns					
Year	No.	Yds.	Avg.	Long	TD
1974	8	161	20.1	35	0
1975	3	54	18.0	29	0
TOTALS	11	215	19.5	35	0





How The Cowboys Were Built

There were 43 players active with the Cowboys in 1976. Here's a look at how they came to Dallas:

FROM THE DRAFT:

- 1963—Lee Roy Jordan (1st, Alabama).
 1964—Mel Renfro (2nd, Oregon) *Roger Staubach (10th, Navy).
 1965—Jethro Pugh (11th, Elizabeth City State).
 1967—Rayfield Wright (7th, Fort Valley State).
 1968—Blaine Nye (5th, Stanford); D. D. Lewis (6th, Mississippi State); Larry Cole (16th, Hawaii).
 1970—Charlie Waters (3rd, Clemson); John Fitzgerald (4th, Boston College); Mark Washington (13th, Morgan State).
 1971—Bill Gregory (3rd, Wisconsin).
 1972—Robert Newhouse (2nd, Houston).
 1973—Billy Joe DuPree (1st, Michigan State); Golden Richards (2nd, Hawaii); Harvey Martin (3rd, East Texas State).
 1974—Ed Jones (1st, Tennessee State); Charles Young (1st, North Carolina State); **Danny White (3rd, Arizona State).
 1975—Randy White (1st, Maryland); Thomas Henderson (1st, Langston); Burton Lawless (2nd, Florida); Bob Breunig (3rd, Arizona State); Pat Donovan (4th, Stanford); Randy Hughes (4th, Oklahoma); ***Mike Hegman (7th,

Tennessee State); Herbert Scott (13th, Virginia Union); Scott Laidlaw (14th, Stanford).

- 1976—Aaron Kyle (1st, Wyoming); Jim Jensen (2nd, Iowa); Jim Eidson (2nd, Mississippi State); Butch Johnson (3rd, Cal-Riverside); Tom Rafferty (4th, Penn State); Greg Schaum (7th, Michigan State); Beasley Reece (9th, North Texas State).

SIGNED AS FREE AGENTS:

- 1970—Cliff Harris (Ouachita Baptist)
 1972—Benny Barnes (Stanford).
 1973—Drew Pearson (Tulsa);
 1974—Doug Dennison (Kutztown State); Efen Herrera (UCLA, after pre-season release by Detroit Lions).
 1975—Preston Pearson (Illinois, after pre-season release by Pittsburgh Steelers).
 1976—Jay Saldi (South Carolina).

OBTAINED IN TRADES:

- 1965—Ralph Neely (Oklahoma, from Baltimore Colts prior to rookie season).
 * Drafted as future.
 ** Spent '74 and '75 seasons in World Football League.
 *** Did not play in '75.

THE ROOKIES

(1977 Draftees)



DORSETT



CARANO

TONY DORSETT • Running Back • Pittsburgh
Ht: 5-11 • Wt: 192 • Born: 4/7/54 • D-1

The Cowboys drafting of Dorsett created national interest after Dallas and Seattle swapped first-round choices (the Seahawks were to draft second, the Cowboys 14th) and Dallas additionally dealt three second-round picks to Seattle. "We have never had a back with this much breakaway ability," said Coach Tom Landry of the Heisman Trophy winner from Pittsburgh. "We've never had a player who demonstrated so much ability in college." Dorsett became an All-America as a freshman for Coach Johnny Majors and the Panthers, and went on to rush for an all-time NCAA record of 6,082 yards, plus 58 touchdowns. He was the first player ever to have three 1,500-yard-plus seasons (including 1,948 and 21 touchdowns as a senior), and the first to have four 1,000-yard seasons.

"The thing that really impressed me about Dorsett," said Landry, "was his tenacity. He might be contained for three quarters, but he would keep after it and break a long one in the fourth quarter."

"Pittsburgh had a 1-10 record the year before Dorsett arrived," said Cowboys Vice President Gil Brandt. "His senior year they were 12-0 and won the national championship. The record speaks for itself."

GLENN CARANO • Quarterback • Nevada-Las Vegas
Ht: 6-3 • Wt: 195 • Born: 11/18/55 • D-2

After the trade with Seattle that brought Tony Dorsett to Dallas, the Cowboys sent wide receiver Duke Ferguson to the Seahawks in return for Dallas' original second-round pick. That choice was used to select Carano, who holds all the Nevada-Las Vegas passing records. "We think he is a terrific prospect," said Cowboys scout Red Hickey. "Coach Landry thinks we will carry three quarterbacks and this kid is the type who could eventually battle Danny White when Roger (Staubach) gets through. He can read defenses and he can scramble out of the way. I think we've got a good one here."

Carano played his first three years at Las Vegas under current Southern Methodist Coach Ron Meyer, a former Cowboys scout who strongly recommended him. Glenn completed 337 of 636 passes for 5,095 yards and 37 touchdowns in four years of varsity play, and scored another 19 touchdowns rushing.

TONY HILL • **Wide Receiver** • **Stanford**
Ht: 6-2 • **Wt: 196** • **Born: 6/23/56** • **D-3A**

"We're very happy with this choice," said Coach Landry. "Tony is the type of athlete who could help us in a hurry." Hill was the sixth player chosen in the third round, thanks to a 1975 trade that sent guard John Niland to the Philadelphia Eagles. Tony was an honorable mention All-American as a junior and senior, ranking seventh in NCAA receiving both years. His four-year totals came to 140 receptions for 2,225 yards and 18 touchdowns.

"He went to the same high school, Long Beach Polytechnic, as (San Francisco 49er) Gene Washington, and broke all of Washington's records," said Red Hickey. "Then he broke all of Washington's records at Stanford. He was a great basketball and baseball player in high school, just a tremendous all-around athlete.

"Tony was bothered by an injured ankle during his senior year, and that's the reason he didn't go sooner in the draft," Hickey added.

VAL BELCHER • **Guard** • **Houston**
Ht: 6-3 • **Wt: 250** • **Born: 7/6/54** • **D-3B**

"We judge linemen on quickness, agility, pass protection and pulling ability," Red Hickey said, "and Belcher has all of those. When it came time to pick him, most of the really huge linemen were gone. But this guy is no midget. He played tackle at Houston as a senior, but we plan to play him at guard. I think Val has a very good chance of making it."

Belcher was a second-team All-America as a senior.

GUY BROWN • **Linebacker** • **Houston**
Ht: 6-4 • **Wt: 215** • **Born: 6/1/55** • **D-4**

A possible "sleeper" pick for the Cowboys. Brown played only one year of high school football, played both tight end and defensive end as a freshman at Houston, was injured during most of his sophomore and junior years and played a "loose" or "standup" defensive end as a senior. Dallas saw him as a real prospect at linebacker.

"Brown ran a 4.85 in the 40 for us with a sore leg," said Red Hickey. "He had a knee injury as a sophomore and a shoulder injury as a junior, but he's well now. He is a way above average athlete and smart. He could fit right into our system as an outside linebacker."

ANDY FREDERICK • Offensive Lineman • New Mexico
Ht: 6-6 • Wt: 241 • Born: 7/25/54 • D-5

Frederick played defensive tackle at New Mexico, but Coach Landry planned to try him in the offensive line when training camp came around.

"This is the point in the draft where you start drafting on potential," Red Hickey said. "Here is a youngster who has not been a real standout. But he's big, has good speed for his size and is smart. We think he has the qualities we could develop."

JIM COOPER • Tackle • Temple
Ht: 6-5 • Wt: 252 • Born: 9/28/55 • D-6

Cooper was a three-year letterman at Temple under Roger Staubach's coach at Navy, Wayne Hardin.

"We think the same thing about him as we do about Frederick," Hickey said. "He has the size and we took him on potential."

DAVID STALLS • Defensive Tackle • Northern Colorado
Ht: 6-4 • Wt: 236 • Born: 9/19/55 • D-7

"He may be given a shot as an offensive lineman, too," said Hickey. "We think he has the frame to put on a good deal of weight. As a defensive player he was an excellent pass rusher, and he has very good speed which would help him in the offensive line."

AL CLEVELAND • Defensive Lineman • Pacific
Ht: 6-4 • Wt: 246 • Born: 7/1/54 • D-8A

Cleveland fits the mold of a number of previous Cowboys draft picks and free agents who became big success stories.

"This was a real gamble," Hickey said, "because he played only one year of football. He was a basketball player and is the fastest of the linemen we drafted. He could be tried on offense or defense, but he has size and potential."

FRED WILLIAMS • Running Back • Arizona State
Ht: 5-10 • Wt: 189 • Born: 9/2/55 • D-8B

Williams gained 3,381 yards in his career at Arizona State, averaging 5.4 per carry, scoring 19 touchdowns and earning All-Western Athletic Conference honors. Hickey explained why Fred still was available in the eighth round:

"Here is a well-known player who had a fine collegiate career, but during his senior year he was bothered with a sore ankle, gained only 523 yards and didn't score a touchdown. But, he has proven he can run with the football. We place a lot of emphasis on quickness for running backs and this runner has excellent quickness."

MARK CANTRELL • Center • North Carolina

Ht: 6-3 • Wt: 252 • Born: 9/1/54 • D-9

Cantrell was a Football News second team All-American as a senior at North Carolina, and earned honorable mention honors from both wire services.

"He's not huge, so naturally we'll want to get him on our weight program in a hurry," said Hickey. "But, at this particular point in the draft we felt we needed a center and he was the best one available. Mark has possibilities."

STEVE DeBERG • Quarterback • San Jose State

Ht: 6-2 • Wt: 205 • Born: 1/19/54 • D-10

DeBerg was the Offensive Player of the Year in the Pacific Coast Athletic Association in 1976, setting nine club records while completing 141 of 262 passes for 2,084 yards and 19 touchdowns with just six interceptions.

"This kid could be a pleasant surprise to some people," according to Hickey. "He's not a speedy guy, not a scrambler, but he reads defenses very well and has some of the best statistics in the draft. He graded out very well in the films, and he could give Carano a battle for a quarterbacking spot."

DON WARDLOW • Tight End • Washington

Ht: 6-6 • Wt: 230 • Born: 4/13/55 • D-11

Wardlow's father, Duane, was a draft choice of the Los Angeles Rams when Cowboys President and General Manager Tex Schramm was running the show there, and played from 1954 through 1956 at defensive end.

"We probably will try Don at tight end," Hickey said, "but Coach Landry also might try to build him into an offensive lineman. He has the frame and we can obviously put some weight on him."

GREG PETERS • Offensive Lineman • California

Ht: 6-5 • Wt: 257 • Born: 4/27/55 • D-12

"Greg played defense until his senior year," said Hickey. "Then he moved to guard and did an excellent job. That's probably where the Cowboys will try him."

Cowboys All-Time Roster

- Adderly, Herb, CB, Mich. St., 1970-72
 Adkins, Margene, WR, Henderson J.C., 1970-71
 Alworth, Lance, WR, Arkansas, 1971-72
 Andrie, George, DE, Marquette, 1962-72
 Arneson, Jim, G-C, Arizona, 1973-74
 Asher, Bob, T, Vanderbilt, 1970
 Babb, Gene, LB-RB, Austin College, 1960-61
 Babinecz, John, LB, Villanova, 1972-73
 Baker, Sam, P-K, Oregon State, 1962-63
 Barnes, Benny, CB, Stanford, 1972-76
 Barnes, Gary, WR, Clemson, 1963
 Barnes, Rodrigo, LB, Rice, 1973-74
 Bateman, Marv, P, Utah, 1972-74
 Baynham, Craig, RB, Georgia Tech, 1967-69
 Belden, Bob, QB, Notre Dame, 1969-70
 Berchich, Bob, S, Michigan State, 1960-61
 Bielski, Dick, TE, Maryland, 1960-61
 Bishop, Don, CB, CCLA, 1960-65
 Boeke, Jim, T, Heidelberg, 1964-67
 Borden, Nate, DE, Indiana, 1960-61
 Braatz, Tom, LB, Marquette, 1960
 Bradfute, Byron, T, So. Miss., 1960-61
 Breunig, Bob, LB, Arizona State, 1975-76
 Brock, Clyde, DT, Utah State, 1962-63
 Brown, Otto, CB-S, Prairie View, 1969
 Bullocks, Amos, RB, So. Ill., 1962-64
 Burkett, Jackie, LB, Auburn, 1968-69
 Butler, Bill, S, Chattanooga, 1960
 Caffay, Lee Roy, LB, Texas A&M, 1971
 Capone, Warren, LB, Louisiana State, 1975
 Carrell, Duane, P, Florida State, 1974
 Clark, Mike, K, Texas A&M, 1968-71, 1973
 Clark, Monte, T, Southern California, 1962
 Clark, Phil, CB-S, Northwestern, 1967-69
 Clarke, Frank, TE, WR, Colorado, 1960-67
 Cole, Larry, DE-DT, Hawaii, 1968-76
 Coleman, Ralph, LB, N. Car., A&T, 1972
 Colvin, Jim, DT, Houston, 1964-66
 Cone, Fred, K, Clemson, 1960
 Connelly, Mike, C, Utah State, 1960-67
 Conrad, Bobby Joe, WR, Texas A&M, 1969
 Cronin, Gene, DE, Pacific, 1960
 Cvercko, Andy, G, Northwestern, 1961-62
 Daniels, Dick, S, Pacific (Ore.), 1966-68
 Davis, Donnie, WR, Southern, 1962
 Davis, Kyle, C, Oklahoma, 1975
 Davis, Sonny, LB, Baylor, 1961
 Dennison, Doug, RB, Kutztown State, 1974-76
 Deters, Harold, K, North Carolina St., 1967
 Dial, Buddy, WR, Rice, 1964-66
 Dickson, Paul, T, Baylor, 1960
 Diehl, John, DT, Virginia, 1965
 Dika, Mike, TE, Pittsburgh, 1969-72
 Doelling, Fred, S, Pennsylvania, 1960
 Donohue, Leon, G, San Jose State, 1965-67
 Donovan, Pat, T, Stanford, 1975-76
 Doran, Jim, WR, Iowa State, 1960-61
 Douglas, Merrill, RB, Utah, 1961
 Dowdle, Mike, RB-LB, Texas, 1960-62
 Dugan, Fred, WR, Dayton, 1960
 Dunn, Perry Lee, RB, Mississippi, 1964-65
 DuPreo, Billy Joe, TE, Michigan St., 1973-76
 East, Ron, DT, Montana State, 1967-70
 Edwards, Dave, LB, Auburn, 1963-75
 Eidson, Jim, G-C, Miss. State, 1976
 Falls, Mike, G, Minnesota, 1960-61
 Fisher, Ray, T, Eastern Illinois, 1960
 Fitzgerald, John, G-C, Bost. Coll., 1971-76
 Folkens, Lee, TE, Washington, 1962-64
 Flowers, Richmond, S, Tennessee, 1969-71
 Franckhauser, Tom, CB, Purdue, 1960-61
 Fritsch, Toni, K, Vienna, Austria, 1971-73, 1975
 Frost, Ken, DT, Tennessee, 1961-62
 Fry, Bob, T, Kentucky, 1960-64
 Fugett, Jean, TE, Amherst, 1972-75
 Gaechter, Mike, S, Oregon, 1962-69
 Garrison, Walt, RB, Okla. St., 1966-74
 Gent, Pete, WR-TE, Mich. St., 1964-68
 Gibbs, Sonny, QB, Texas Christian, 1963
 Gonzaga, John, DE, no college, 1960
 Granger, Charlie, T, Southern, 1961
 Green, Allan, P-K, Mississippi, 1961
 Green, Cornell, CB-S, Utah State, 1962-74
 Gregg, Forrest, G-T, SMU, 1971
 Gregory, Bill, DT-DE, Wisconsin, 1971-76
 Gregory, Glynn, WR-CB-S, SMU, 1961-62
 Grottkau, Bob, G, Oregon, 1961
 Guy, Butz, G, Duke, 1960
 Hagen, Halvor, C-G, Weber State, 1969-70
 Hansen, Wayne, LB, Texas Western, 1960
 Harris, Cliff, S, Ouachita, 1970-76
 Harris, Jim, S, Oklahoma, 1961
 Hayes, Bob, WR, Florida A&M, 1965-74
 Hayes, Wendell, RB, Humboldt State, 1963
 Hays, Harold, LB, So. Miss., 1963-67
 Healy, Don, DT, Maryland, 1960-61
 Hegman, Mike, LB, Tennessee State, 1976
 Heinrich, Don, QB, Washington, 1960
 Henderson, Thomas, LB, Langston, 1975-76
 Herchman, Bill, DT, Texas Tech, 1960-61
 Herrera, Efrén, K, UCLA, 1974, 1976
 Hill, Calvin, RB, Yale, 1969-74
 Homan, Dennis, WR, Alabama, 1968-70
 Hoopes, Mitch, P, Arizona, 1975
 Houser, John, C-G, Redlands, 1960-61
 Houston, Bill, WR, Jackson State, 1974
 Howard, Percy, WR, Austin Peay, 1975
 Howard, Ron, TE, Seattle, 1974-75
 Howley, Chuck, LB, West Virginia, 1961-73
 Howton, Bill, WR, Rice, 1960-63
 Hoyem, Lynn, C-G, Long Beach, 1962-63
 Hughes, Randy, S, Oklahoma, 1975-76
 Humphrey, Buddy, QB, Baylor, 1961
 Husmann, Ed, DT, Nebraska, 1960
 Hutchinson, Ken, G, Livingston State, 1974
 Isbell, Joe Bob, G, Houston, 1962-65
 Jensen, Jim, RB, Iowa, 1976
 Johnson, Butch, WR, Cal-Riverside, 1976
 Johnson, Mike, CB, Kansas, 1966-69
 Johnson, Mitch, G, UCLA, 1965
 Johnson, Ed, DE, Tennessee State, 1974-76
 Jones, Ed, TE, Alabama, 1963-76
 Jordan, Lee Roy, LB, Alabama, 1963-76
 Keller, Mike, LB, Michigan, 1972
 Killian, Gene, G, Tennessee, 1974
 Kiner, Steve, LB, Tennessee, 1970
 Kowalczyk, Walt, RB, Michigan State, 1960
 Kupp, Jake, G, Washington, 1964-65
 Kyle, Aaron, CB, Wyoming, 1976
 Laidlaw, Scott, RB, Stanford, 1975-76
 Lawless, Burton, G, Florida, 1975-76
 LeBaron, Eddie, QB, Pacific, 1960-63
 Lewis, D. D., LB, Miss. State, 1968-76
 Lewis, Woodley, WR, Oregon, 1960
 Lilly, Bob, DE-DT, Texas Christian, 1961-74
 Liscio, Tony, T, Tulsa, 1963-64, 1966-71
 Livingston, Warren, CB, Arizona, 1961-66
 Lockett, J. W., RB, Centra. Okla., 1961-62
 Logan, Overt, S, Trinity (Tex.), 1965-66
 Long, Bob, LB, UCLA, 1962
 Longley, Clint, QB, Abilene Christian, 1974-75
 Lothridge, Billy, P-QB, Georgia Tech, 1964
 Maegle, Dick, S, Rice, 1961
 Manders, Dave, C, Mich. State, 1964-66, 1968-74
 Marsh, Amos, RB, Oregon State, 1961-64
 Martin, Harvey, DE, East Texas St., 1973-76
 Mathews, Ray, WR, Clemson, 1960

McCreey, Bob, T, Wake Forest, 1961
 McDaniels, David, WR, Miss. Val., 1968
 McDonald, Tommy, WR, Oklahoma, 1964
 McIlhenny, Don, RB, SMU, 1960-61
 Mammelaar, Dale, G, Wyoming, 1962-63
 Maredith, Don, QB, SMU, 1960-68
 Meyers, John, DT, Washington, 1962-63
 Montgomery, Mike, RB-WR, Kans. St., 1972-73
 Mooty, Jim, CB, Arkansas, 1960
 Morgan, Dennis, RB, Western Illinois, 1974
 Morton, Craig, QB, California, 1965-74
 Murchison, Ola Lee, WR, Pacific, 1961
 Neely, Ralph, G-T, Oklahoma, 1965-76
 Newhouse, Robert, RB, Houston, 1972-76
 Niland, John, G, Iowa, 1966-74
 Nolan, Dick, S, Maryland, 1962
 Norman, Pettis, TE, J. C. Smith, 1962-70
 Norton, Jerry, S, SMU, 1962
 Nutting, Ed, T, Georgia Tech, 1963
 Nye, Blaine, G, Stanford, 1968-76
 Overton, Jerry, S, Utah, 1963
 Parks, Billy, WR, Long Beach State, 1972
 Patera, Jack, LB, Oregon, 1960-61
 Pearson, Drew, WR, Tulsa, 1973-76
 Pearson, Preston, RB, Illinois, 1975-76
 Percival, Mac, K, Texas Tech, 1974
 Perkins, Don, RB, New Mexico, 1961-68
 Peterson, Calvin, LB, UCLA, 1974-75
 Pinder, Cyril, RB, Illinois, 1973
 Poimboeuf, Lance, K, SW La., 1963
 Porterfield, Garry, DE, Tulsa, 1965
 Pugh, Jethro, DT, Eliz. City St., 1965-76
 Putnam, Duane, G, Pacific, 1960
 Rafferty, Tom, G-C, Penn State, 1976
 Randle, Sonny, WR, Virginia, 1968
 Reese, Beasley, CB-WR, N. Texas St., 1976
 Reese, Guy, DT, SMU, 1962-63
 Reeves, Dan, RB-QB, S. Car., 1965-72
 Ronfro, Mel, CB-RB-S, Oregon, 1964-76
 Rentzel, Lance, WR, Oklahoma, 1967-70
 Rhome, Jerry, QB, Tulsa, 1965-68
 Richards, Golden, WR, Hawaii, 1973-76
 Richardson, Gloster, WR, Jack. St., 1971
 Ridgway, Colin, P-K, Lamar Tech, 1965
 Ridlon, Jim, S, Syracuse, 1963-64
 Roach, John, QB, SMU, 1964
 Robinson, Larry, RB, Tennessee, 1973
 Rucker, Reggie, WR, Boston U., 1970-71
 Saldi, Jay, TE, South Carolina, 1976
 Sandeman, Bill, DT, Pacific, 1966
 Schaum, Greg, DE, Michigan State, 1976
 Schoenke, Ray, T, SMU, 1963-64
 Scott, Herbert, G, Virginia Union, 1975-76
 Sellers, Ron, WR, Florida State, 1972
 Sherer, Dave, P, SMU, 1960
 Shy, Les, RB, Long Beach State, 1966-69
 Simmons, Dave, LB, Georgia Tech, 1968
 Smith, J. D., RB, N. Car. A&T, 1965-66
 Smith, Jim Ray, G-T, Baylor, 1963-64
 Smith, Tody, DE-DT, USC, 1971-72
 Staubach, Roger, QB, Navy, 1969-76
 Stephens, Larry, DE, Texas, 1963-67
 Stiger, Jim, RB, Washington, 1963-65
 Stincic, Tom, LB, Michigan, 1969-71
 Stokes, Sim, WR, Northern Arizona, 1967
 Stowe, Otto, WR, Iowa State, 1973
 Strayhorn, Les, RB, East Carolina, 1973-74
 Stynchula, Andy, DE, Penn State, 1968
 Talbert, Don, DE-T, Texas, 1962, 1965, 1971
 Thomas, Bill, RB, Boston College, 1972
 Thomas, Duane, RB, W. Texas St., 1970-71
 Thomas, Ike, CB, Bishop, 1971
 Toomay, Pat, DE, Vanderbilt, 1970-74
 Townes, Willie, DE, Tulsa, 1966-68
 Truax, Billy, TE, Louisiana State, 1971-73
 Tubbs, Jerry, LB, Oklahoma, 1960-67
 Van Raaphorst, Dick, K, Ohio State, 1964
 Villanueva, Danny, P-K, New Mex. St., 1965-67
 Walker, Louie, LB, Colorado State, 1974
 Walker, Malcolm, C, Rice, 1966-69
 Wallace, Rodney, G-T, New Mex., 1971-73
 Walton, Bruce, G, UCLA, 1973-75
 Washington, Mark, CB, Morgan St., 1970-76
 Waters, Charlie, S-CB, Clemson, 1970-76
 Wayt, Russell, LB, Rice, 1965
 Welch, Claxton, RB, Oregon, 1969-71
 White, Danny, QB-P, Arizona State, 1976
 White, Randy, LB-DE, Maryland, 1975-76
 Whitfield, A. D., RB, N. Texas St., 1965
 Whittingham, Fred, LB, Cal. Poly, 1969
 Widby, Ron, P, Tennessee, 1968-71
 Wilbur, John, T, Stanford, 1966-69
 Wisener, Joe, RB, Wyoming, 1971
 Woolsey, Gary, WR, Baylor, 1960
 Wright, Rolly, CB-S, Boise State, 1975
 Young, Rayfield, TE-T, Ft. Valley St., 1967-76
 Youmans, Maury, DE, Syracuse, 1964-65
 Young, Charles, RB, N.C. State, 1974-76

Honor Roll by Colleges

Abilene Christian 1; Alabama 2; Amherst 1; Arizona 3; Arizona State 2; Austin College 1; Austin Peay 1; Baylor 6; Bishop 1; Boise State 1; Boston College 2; Boston U. 1; California 1; California Poly 1; Cal-Riverside 1; Central, Okla., State 1; Chattanooga 1; City College of Los Angeles 1; Clemson 4; Colorado 1; Colorado State 1; Dayton 1; Duke 1; East Carolina 1; East Texas State 1; Eastern Illinois 1; Elizabeth City State 1; Florida 1; Florida A&M 1; Florida State 2; Fort Valley State 1.
 Georgia Tech 4; Hawaii 2; Heidelberg 1; Henderson J.C. 1; Houston 3; Humboldt State 1; Illinois 2; Indiana 1; Iowa 2; Iowa State 2; Jackson State 2; Johnson C. Smith 1; Kansas 1; Kansas State 1; Kentucky 1; Kutztown State 1; Lamar Tech 1; Langston, Okla. 1; Livingston State 1; Long Beach State 3; Louisiana State 2; Marquette 2; Maryland 4; Michigan 2; Michigan State 7; Minnesota 1; Mississippi 2; Mississippi State 2; Mississippi Valley 1; Montana State 1; Morgan State 1; Naval Academy 1; Nebraska 1; New Mexico 2; New Mexico State 1.
 North Carolina A&T 2; North Carolina State 2; North Texas State 2; Northern Arizona 1; Northwestern 2; Notre Dame 1; Ohio State 1; Oklahoma 7; Oklahoma State 1; Oregon 6; Oregon State 2; Ouachita Baptist 1; Pacific, Calif. 5; Pacific, Ore. 1; Pennsylvania 1; Penn State 2; Pittsburgh 1; Prairie View 1; Purdue 1; Redlands 1; Rice 6; San Jose State 1; Seattle 1; South Carolina 2; Southern California 2; Southern Illinois 1; Southern Methodist 9; Southern Mississippi 2; Southern U. 2.
 Southwestern Louisiana 1; Stanford 5; Syracuse 2; Tennessee 6; Tennessee State 2; Texas 3; Texas A&M 3; Texas Christian 2; Texas-El Paso 1; Texas Tech 2; Trinity, Tex. 1; Tulsa 5; UCLA 5; Utah 3; Utah State 3; Vanderbilt 2; Villanova 1; Virginia 2; Virginia Union 1; Wake Forest 1; Washington 5; Weber State 1; West Texas State 1; West Virginia 1; Western Illinois 1; Wisconsin 1; Wyoming 3; Yale 1.

Cowboys on Radio

The Cowboys in 1977 again will have one of the largest radio networks in the National Football League. Fifty-thousand watt KRLD in Dallas is the flagship station for the Cowboys' eight-state network.

IN TEXAS —

KWKC, Abilene; KGNC, Amarillo; KACT, Andrews; KOKE, Austin; KCWB, Ballinger; KJDF, Beeville; KWGH, Big Lake; KBST, Big Spring; KBBB & KBBB-FM, Borger; KNEL, Brady; KSTB, Breckenridge; KBOR, Brownsville; KBWD, Brownwood; WTAW-FM, Bryan; KHLB, Burnet; KCAN, Canyon; KGAS, Carthage; KCTX, Childress; KSTA & KSTA-FM, Coleman; KVMC, Colorado City; KEYS, Corpus Christi; KAND, Corsicana; KIVY & KIVY-FM, Crockett; KEWS, Cuero; KXIT, Dalhart; KWMC, Del Rio; KDDD & KMRE, Dumas; KWBY, Edna; KULP & KULP-FM, El Campo; KTSM, El Paso; KFLP, Floydada; KPJH & KPJH-FM, Ft. Stockton; KFJZ, Ft. Worth/Dallas; KNAF & KNAF-FM, Fredericksburg; KILE, Galveston; KGTN, Georgetown; KGVL, Greenville; KCLW, Hamilton; KPAN, Hereford; KHBR & KHBR-FM, Hillsboro; KNUZ, Houston; KSAM, Huntsville; KMBL, Junction; KERB, Kermit; KINE & KPUP, Kingsville; KPET, Lamesa; KLVY, Levelland; KPXE, Liberty; KCLT, Lockhart; KLUE, Longview; KLLL & KLLL-FM, Lubbock; KRBA, Lufkin; KRIO, McAllen; KMHT, Marshall; KBGH, Memphis; KNAM & KNFM, Midland; KMWT, Mineral Wells; KRAN, Morton; KPXI, Mt. Pleasant; KJCS, Nacogdoches; KWBC, Navasota; KYXX, Odessa; KRCT, Ozona; KNET, Palestine; KGRO, Pampa; KPLT & KPLT-FM, Paris; KIUN, Pecos; KEYE, Perryton; KVOP, Plainview; KBOP, Pleasanton; KYKR, Port Arthur; KPOS, Post; KTLU, Rusk; KTEO, San Angelo; WOAI, San Antonio; KBAL, San Saba; KSEY, Seymour; KBYP, Shamrock; KSNY, Snyder; KVRN, Sonora; KBMF-FM, Spearman; KDWT, Stamford; KSTV & KWMM, Stephenville; KXOX, Sweetwater; KTFS, Texarkana; KTUE, Tulia; KDOK, Tyler; KYUF, Uvalde; KWTX & KWTX-FM, Waco; KNTO, Wichita Falls; KVLL, Woodville.

IN ARIZONA —

KTAR, Phoenix; KYCA, Prescott; KHYT, Tucson.

IN ARKANSAS —

KVEE & KVEE-FM, Conway; KVMA & KFMV, Magnolia.

IN KANSAS —

KBUL, Wichita.

IN LOUISIANA —

KOKA, Shreveport.

IN MISSISSIPPI —

WRBC, Jackson; WAML, Laurel.

IN NEW MEXICO —

KNWZ, Albuquerque; KSVP & KSVP-FM, Artesia; KRRR, Ruidoso.

IN OKLAHOMA —

KADA, Ada; KALV, Alva; KRPT, Anadarko; KLTR, Blackwell; KSEO-FM, Durant; KTAT, Frederick; KNED-FM, McAlester; KGLC, Miami; KMUS, Muskogee; KTOK, Oklahoma City; KOKL, Okmulgee; KVLH, Pauls Valley; KRMG, Tulsa.

Cowboys 1977 Rookie Roster

NAME	POS.	HT.	WT.	BIRTHDATE	COLLEGE	HOW ACQ.
Allen, Leonard	K	5-9	174	9/12/56	East Texas State	FA
Bailey, Thomas	RB	6-1	211	8/9/55	Tulsa	FA
Beard, Reggie	DB	6-2	198	4/22/55	Cheyney State	FA
Beicher, Val	OL	6-3	250	7/6/54	Houston	D-3B
Bell, Bruce	DB	5-11	169	9/22/54	North Texas State	FA
Belvin, Artie	DB	6-1	193	9/3/54	Texas — El Paso	FA
*Benson, Les	OL	6-2	257	3/29/53	Baylor	FA
Bethea, Joseph	DB	5-11	180	7/18/53	Clemson	FA
*Betts, Stu	RB	6-3	228	11/24/53	Northern Michigan	FA
Brimmer, Leo	DB	6-0	188	1/23/55	Texas Southern	FA
Brinson, Larry	RB	6-0	225	6/6/54	Florida	FA
Brown, Guy	LB	6-4	215	6/1/55	Houston	D-4
Bucher, Jim	TE	6-3	222	8/31/54	Catawba	FA
Butts, Jeff	TE	6-6	235	5/12/55	Oregon	FA
Cantrell, Mark	OL	6-3	252	9/1/54	North Carolina	D-9
Carano, Glenn	QB	6-3	195	11/18/55	Nevada — Las Vegas	D-2
Christie, Rick	DL	6-5	240	12/10/55	Kent State	FA
Cleveland, Al	DL	6-4	246	7/1/54	Pacific	D-8
Cook, Leroy	LB	6-3	208	11/9/52	Alabama	D-10, '76
Cooper, Jim	OL	6-5	252	9/28/55	Temple	D-6
Cross, James	DB	5-11	177	12/7/53	Angelo State	FA
DeBerg, Steve	QB	6-2	205	1/19/54	San Jose State	D-10
Dedrick, Dennis	DL	6-5	267	3/19/55	Wichita State	FA
Dorsett, Tony	RB	5-11	192	4/7/54	Pittsburgh	D-1
Evans, Anthony	DB	5-11	183	5/13/53	South Carolina State	FA
Foster, Moses	WR	6-0	174	11/6/73	VPI	FA
Frederick, Andy	OL	6-6	241	9/25/54	New Mexico	D-5
Gassert, Ron	LB	6-2	208	11/13/55	Lebanon Valley	FA
Hammock, Marty	DB	5-11	192	10/26/55	Memphis State	FA
Hernandez, Gary	P	5-11	195	6/8/54	Fresno State	FA
Hill, Tony	WR	6-2	196	6/23/56	Stanford	D-3A
Huther, Bruce	LB	6-1	217	7/23/54	New Hampshire	FA
*Jackson, Doug	RB	5-11	211	7/27/52	Columbia	FA
Jacobson, Richard	DL	6-5	243	6/13/54	Hamline	FA
Joe, Abel	RB	6-1	224	8/13/54	Cheyney State	FA
Johnson, Gerald	WR	6-1	196	10/21/54	Johnson C. Smith	FA
*Johnson, Greg	OL	6-4	250	12/3/53	Florida State	FA
Johnson, Lucien	LB	6-3	220	10/23/52	Texas — El Paso	FA
Jones, Al	DB	5-11	171	10/23/53	East Texas State	FA
Jones, Mike	LB	6-2	214	7/12/54	Jackson State	FA
Kerkhoff, Keith	DL	6-3	252	6/17/54	Buena Vista	FA
Lawson, Chuck	DL	6-4	245	3/25/54	Abilene Christian	FA
Lewter, John	WR	6-1	200	9/24/54	Auburn	FA
Martin, Larry	DB	6-0	192	7/22/54	Wichita State	FA
McCadden, Bill	DB	6-2	190	4/2/55	Cal Poly	FA
McIntyre, Secedrick	RB	5-10	190	6/2/54	Auburn	FA
McNeil, Dale	LB	6-1	213	7/27/55	Virginia Union	FA
Meteer, Dave	OL	6-7	245	6/24/54	Brigham Young	FA
Minor, Steve	DL	6-4	247	5/13/55	Norfolk State	FA
Patrick, Tom	OL	6-4	245	7/13/54	Long Beach State	FA
Peters, Greg	OL	6-5	257	4/27/55	California	D-12
Phillips, Wes	OL	6-4	242	8/1/53	Lenoir Rhyne	FA
Pitzer, Dave	RB	6-0	196	2/15/55	Ithaca	FA
Ponder, Keith	DB	5-10	181	11/16/55	Northern Michigan	FA
Rayhle, Fred	TE	6-5	216	4/9/54	Tennessee — Chattanooga	FA
Rosetti, John	OL	6-5	266	9/25/55	Oregon	FA
Smith, Clarence	WR	6-2	208	9/23/54	Boise State	FA
*Smith, John	RB	5-11	186	9/1/54	Boise State	D-3B for '76
Soule, Jim	DB	5-11	180	6/27/54	Bowdoin	FA
*Smith, Mike	DL	6-5	248	12/27/53	Miami	FA
Stalls, David	DL	6-4	236	9/19/55	Northern Colorado	D-7
Tatham, Randy	P	6-5	212	3/1/54	Middle Tennessee State	FA
Walker, Kenny	RB	6-2	208	2/19/53	Oklahoma State	FA
Wardlow, Don	TE	6-6	230	4/13/55	Washington	D-11
*Wellington, Rod	RB	6-2	208	5/22/54	Iowa	FA
Williams, Fred	RB	5-10	189	9/2/55	Arizona State	D-8B

*Previous NFL training camp experience.

Cowboys 1977 Veteran Roster

NO.	NAME	POS.	HT.	WT.	BIRTHDATE	COLLEGE	NFL YEAR
31	Barnes, Benny	CB	6-1	195	3/3/51	Stanford	6
53	Breunig, Bob	LB	6-2	227	7/4/53	Arizona State	3
63	Cole, Larry	DT	6-5	260	11/15/46	Hawaii	10
57	Davis, Kyle	C	6-4	245	10/1/52	Oklahoma	2
21	Dennison, Doug	RB	6-0	204	12/18/51	Kutztown State	4
67	Donovan, Pat	T	6-4	225	7/1/53	Stanford	3
89	DuPree, Billy Joe	TE	6-4	226	3/7/50	Michigan State	5
76	Eidson, Jim	T	6-3	257	5/10/54	Mississippi State	2
62	Fitzgerald, John	C	6-5	260	4/16/48	Boston College	7
77	Gregory, Bill	DT	6-5	260	12/14/49	Wisconsin	7
43	Harris, Cliff	S	6-1	192	11/12/48	Ouachita	8
58	Hegman, Mike	LB	6-1	225	1/17/53	Tennessee State	2
56	Henderson, Thomas	LB	6-2	220	3/1/53	Langston	3
1	Herrera, Efen	K	5-9	190	7/30/51	UCLA	4
81	Howard, Percy	WR	6-4	215	1/21/52	Austin Peay	2
42	Hughes, Randy	S	6-4	208	4/3/53	Oklahoma	3
37	Jensen, Jim	RB	6-3	240	11/28/53	Iowa	2
86	Johnson, Butch	WR	6-1	191	5/28/54	UC - Riverside	2
72	Jones, Ed	DE	6-9	265	2/23/51	Tennessee State	4
25	Kyle, Aaron	CB	5-10	185	4/6/54	Wyoming	2
35	Laidlaw, Scott	RB	6-0	205	2/17/53	Stanford	3
66	Lawless, Burton	G	6-4	250	11/1/53	Florida	3
50	Lewis, D. D.	LB	6-1	215	10/16/45	Mississippi State	9
79	Martin, Harvey	DE	6-5	252	11/16/50	East Texas State	5
73	Neely, Ralph	T	6-6	255	9/12/43	Oklahoma	13
44	Newhouse, Robert	RB	5-10	205	1/9/50	Houston	6
61	Nye, Blaine	G	6-4	265	3/29/46	Stanford	10
88	Pearson, Drew	WR	6-0	183	1/12/51	Tulsa	6
26	Pearson, Preston	RB	6-1	206	1/17/45	Illinois	11
75	Pugh, Jethro	DT	6-6	250	7/3/44	Elizabeth City State	13
64	Rafferty, Tom	G-C	6-3	250	8/2/54	Penn State	2
82	Reece, Beasley	CB	6-1	193	3/18/54	North Texas	2
20	Renfro, Mel	CB	6-0	192	12/30/41	Oregon	14
83	Richards, Golden	WR	6-0	180	12/31/50	Hawaii	5
87	Saldi, Jay	TE	6-3	224	10/8/54	South Carolina	2
78	Schaum, Greg	DE	6-4	246	1/1/54	Michigan State	2
68	Scott, Herbert	G	6-2	250	1/18/53	Virginia Union	3
12	Staubach, Roger	QB	6-3	202	2/5/42	Navy	9
46	Washington, Mark	CB	5-11	187	12/25/47	Morgan State	8
41	Waters, Charlie	S	6-2	198	9/10/48	Clemson	8
11	White, Danny	QB-P	6-2	192	2/9/52	Arizona State	2
54	White, Randy	LB	6-4	245	1/15/53	Maryland	3
70	Wright, Rayfield	T	6-6	260	8/23/45	Fort Valley State	11
30	Young, Charles	RB	6-1	218	10/13/52	North Carolina State	4

Cowboys All-Time Draft

1961

(Drafted 2nd)

- (A) NO CHOICE**
Choice traded along with sixth choice to Washington for **EDDIE LeBARON**.
- (B) BOB LILLY**
T, Texas Christian University, 6-5, 242 — Choice from Cleveland for first round pick in 1962.
- E. J. HOLUB**
LB, Texas Tech, 6-4, 218 (went to AFL).
- STEW BARBER**
G, Penn State, 6-3, 230 (went to AFL).
- SONNY DAVIS**
E, Baylor, 6-2, 210.
- NO CHOICE**
Choice traded to San Francisco for **GENE BABB**.
- NO CHOICE**
Choice traded, along with first choice, to Washington for **LeBARON**.
- ART GILMORE**
HB, Oregon State, 6-0, 200.
- DON TALBERT**
T, Texas, 6-5, 220.
- GLENN GREGORY**
HB, SMU, 6-2, 195.
- NO CHOICE**
Choice traded to Green Bay for **FRED CONE**.
- NORRIS STEVENSON**
HB, Missouri, 6-1, 205.
- LOWNDES SHINGLER**
QB, Clemson, 6-1, 205.
- DON GOODMAN**
HB, Florida, 6-0, 200.
- BILL SHAW**
T, Georgia Tech, 6-3, 222 (went to AFL).
- JULIUS VARNADO**
T, San Francisco State, 6-4, 220 (went to AFL).
- JERRY STEFFEN**
HB, Colorado, 6-10, 190.
- EVERETT CLOUD**
HB, Maryland, 6-0, 190.
- RANDY WILLIAMS**
HB, Indiana, 6-3, 208.
- LYNN HOYEM**
C, Long Beach State, 6-4, 225.
- JERRY MORGAN**
QB, Iowa State, 6-3, 195.

1962

(Drafted 4th)

- NO CHOICE**
Choice traded to Cleveland for first round pick in 1961 when Cowboys picked **BOB LILLY**.
- SONNY GIBBS***
QB, TCU, 6-7, 225.
- (A) NO CHOICE**
Choice to Chicago for **DON MEREDITH**.
- (B) BOBBY PLUMMER**
G, TCU, 6-2, 235 — Choice from Cleveland for **DUANE PUTNAM**.

- NO CHOICE**
Choice to San Francisco for **BILL HERCHMAN**.
- NO CHOICE**
Choice to Los Angeles for **JIMMY HARRIS**.
- (A) DONNIE DAVIS**
E, Southern University, 6-2, 235.
- (B) GEORGE ANDRIE**
E, Marquette, 6-7, 247 — Choice and **ALLEN GREEN** from New York for **FRED DUGAN**.
- NO CHOICE**
Choice to Los Angeles for **JOHN HOUSER**.
- KEN TUREAUD**
B, Michigan, 6-1, 198.
- NO CHOICE**
Choice to Baltimore for **DON PERKINS**.
- JOHN M. LONGMEYER**
G, Southern Illinois, 6-3, 230.
- LARRY HUDAS**
E, Michigan State, 6-4, 208.
- NO CHOICE**
Choice to Green Bay for **STEVE MEILINGER**.
- ROBERT MOSES**
E, Texas, 6-3, 211.
- HAROLD HAYS***
G, Southern Mississippi, 6-3, 218.
- GUY REESE**
T, SMU, 6-5, 238.
- ROBERT JOHNSON**
T, Rice, 6-4, 215.
- RAY JACOBS**
T, Howard Payne, 6-3, 265 (went to AFL).
- DAVE CLOUTIER***
B, Maine, 6-0, 195 (went to AFL).
- PAUL HOLMES**
T, Georgia, 6-5, 220.
- AMOS BULLOCKS**
B, Southern Illinois, 6-1, 197.

1963

(Drafted 6th)

- LEE ROY JORDAN**
LB, Alabama, 6-2, 210.
- NO CHOICE**
Choice traded, along with ninth choice, to Chicago for **CHUCK HOWLEY**.
- JIM PRICE**
LB, Auburn, 6-3, 225.
- WHALEY HALL***
G, Mississippi, 6-3, 230.
- NO CHOICE**
Choice traded to New York for **DICK NOIAN**.
- NO CHOICE**
Choice traded to Green Bay for **JOHN SUTRO**.
- MARV CLOTHIER**
G, Kansas, 6-4, 220.
- NO CHOICE**
Choice traded to Green Bay for **LEE FOLKINS**.
- NO CHOICE**
Choice traded to Chicago.

*Drafted as Future

- ROD SCHEYER**
T, Washington, 6-2, 220.
- RAY SCHOENKE**
C, SMU, 6-3, 225.
- BILL PERKINS**
B, Iowa, 6-2, 218.
- PAUL WICKER***
T, Fresno State, 6-5, 248.
- LOU CIOCI**
LB, Boston College, 6-2, 225.
- JERRY OVERTON**
B, Utah, 6-2, 192.
- DENNIS GOLDEN**
T, Holy Cross, 6-4, 235.
- ERNEST PARKS***
G, McMurry, 6-4, 230 (went to AFL).
- BILL FRANK**
T, Colorado, 6-4, 250.
- JIM STIGER**
B, Washington, 5-11, 195.
- TOMMY LUCAS**
E, Texas, 6-3, 218.

1964

(Drafted 4th)

- NO CHOICE**
Choice traded to Pittsburgh for **BUDDY DIAL**.
- MEL RENFRO**
B, Oregon, 6-0, 195.
- NO CHOICE**
Choice traded to Los Angeles for **BOB LONG** and **JOHN MEYERS**.
- PERRY LEE DUNN**
B, Mississippi, 6-2, 205.
- NO CHOICE**
Choice traded to Green Bay for **GARY BARNES**.
- (A) BILLY LOTHRIDGE**
QB, Georgia Tech, 6-1, 188.
- (B) JIM CURRY**
E, Cincinnati, 6-4, 215 — Choice from Cleveland for **ANDY CVERCKO**.
- (C) JIMMY EVANS**
E, Texas Western, 6-1, 194 — Choice from Green Bay for **JERRY NORTON**.
- BOB HAYES***
WR, Florida A & M, 5-11, 189.
- AL GEVERINK**
B, UCLA, 6-2, 190.
- JAKE KUPP**
E, Washington, 6-3, 215.
- ROGER STAUBACH***
QB, Navy, 6-2, 190.
- BOBBY CRENSHAW**
G, Baylor, 6-3, 230 (went to AFL).
- JOHNNY NORMAN**
E, Northwestern Louisiana, 6-1, 185.
- JERRY RHOME**
QB, Tulsa, 6-0, 185.
- JIM WORDEN**
LB, Wittenberg, 6-1, 230.
- BILL VAN BURKLEO**
B, Tulsa, 5-11, 185.
- PAUL CERCEL**
C, Pittsburgh, 6-2, 222.

17. **HARRY ABELL**
E. Missouri, 6-3, 212 (went to AFL).
18. **NO SELECTION**
Player chosen not eligible.
19. **H. D. MURPHY**
B. Oregon, 6-0, 190.
20. **JOHN HUGHES**
LB, SMU, 6-2, 220.

1965

(Drafted 5th)

1. **CRAIG MORTON**
QB, California, 6-4, 215.
2. **MALCOLM WALKER**
LB, Rice, 6-4, 245.
3. **NO CHOICE**
Choice traded to Green Bay (who traded it to New York) for JOHN ROACH.
4. (A) **JIM SIDLE**
B. Auburn, 6-2, 215.
4. (B) **BOB SVIHUS**
T, USC, 6-4, 240 (went to AFL) — Choice from Detroit for SON-
NY GIBBS.
5. **ROGER PETTEE**
LB, Florida, 6-4, 230.
6. **SONNY UTZ**
RB, VPI, 5-11, 215.
7. **BRIG OWENS**
B, Cincinnati, 5-11, 183.
8. **RUSSELL WAYT**
LB, Rice, 6-4, 235.
9. **JIM ZANIOS**
FB, Texas Tech, 6-0, 215.
10. **GAYLON McCOLLOUGH**
C, Alabama, 6-3, 215.
11. **JETHRO PUGH**
T, Elizabeth City, State, 6-6, 255.
12. **ERNE KELLERMAN**
QB, Miami (Ohio), 6-0, 175.
13. **JACK SCHRAUB**
E, California, 6-6, 210.
14. **GARRY PORTERFIELD**
E, Tulsa, 6-3, 235.
15. **GENE FOSTER**
B, Arizona State, 6-0, 195 (went to AFL).
16. **DOUG McDOUGAL**
E, Oregon State, 6-4, 228.
17. **MITCH JOHNSON**
T, UCLA, 6-4, 245.
18. **MARTIN AMSLER**
T, Evansville, 6-5, 250.
19. **MARV RETTENMUND**
HB, Ball State, 5-10, 195.
20. **RON BARLOW***
T, Kansas State, 6-2, 230.

1966

(Drafted 5th)

1. **JOHN NILAND**
G, Iowa, 6-3, 245.
2. **WILLIE TOWNES***
DE, Tulsa, 6-5, 265.
3. **NO CHOICE**
Choice to San Francisco for LEON DONOHUE.
4. **NO CHOICE**
Choice to Baltimore for RALPH NEELY.
5. (A) **NO CHOICE**
Choice to San Francisco for J. D. SMITH.

5. (B) **WALT GARRISON**
RB, Oklahoma State, 6-0, 209 — Choice from Baltimore thru De-
troit for AMOS MARSH.
6. **BOB DUNLEVY**
E, West Virginia, 6-4, 195.
7. **ART ROBINSON**
E, Florida A & M, 6-0, 208.
8. **DON KUNIT**
RB, Penn State, 6-2, 200.
9. **DARRELL ELAM**
FL, West Virginia Tech, 6-2, 189.
10. **MASON MITCHELL**
RB, Washington, 6-1, 170.
11. **AUSTIN DENNEY***
E, Tennessee, 6-2, 225.
12. (A) **LES SHY**
RB, Long Beach State, 6-1, 200 — Choice from Pittsburgh for LEE FOLKINS.
12. (B) **CRAIG BAYNHAM***
RB, Georgia Tech, 6-1, 200.
13. **RONNIE LAMB**
B, South Carolina, 6-2, 216.
14. **LEWIS TURNER**
RB, Norfolk State, 6-2, 183.
15. **MARK GARTUNG***
DT, Oregon State, 6-4, 255.
16. **TOM PIGGEE**
RB, San Francisco State, 5-11, 200.
17. **GEORGE ALLEN**
T, West Texas State, 6-7, 245 (went to AFL).
18. **STEVE ORR**
DT, Washington, 6-4, 230.
19. **BYRON JOHNSON**
E, Central Washington State, 6-5, 255.
20. **LOU HUDSON**
FL, Minnesota, 6-5, 220.

1967

(Drafted 23rd)

1. **NO CHOICE**
Choice given along with second and two fifths, to Houston for RALPH NEELY.
2. **NO CHOICE**
NEELY trade.
3. **PHIL CLARK**
DB, Northwestern, 6-2, 207.
4. **CURTIS MARKER**
G, Northern Michigan, 6-2, 253.
5. (A) **NO CHOICE**
Choice and JIM STEFFEN from Washington for BRIG OWENS, MITCH JOHNSON & JAKE KUPP: NEELY trade.
5. (B) **NO CHOICE**
Choice from Cleveland for JOE BOB ISBELL: NEELY trade.
5. (C) **NO CHOICE**
Choice to Green Bay for HENRY GREMMINGER.
6. **SIMS STOKES**
E, Northern Arizona, 6-1, 198.
7. **RAYFIELD WRIGHT**
T, Ft. Valley State, 6-7, 235.
8. **STEVE LAUB**
QB, Illinois Wesleyan, 6-1, 190.
9. **BYRON MORGAN**
DB, Findlay (Ohio), 6-3, 212.
10. **EUGENE BOWEN**
RB, Tennessee A&I, 5-8, 210.

11. **PAT RILEY**
E, Kentucky, 6-2, 205.
12. **HAROLD DETERS**
K, North Carolina State, 6-0, 200.
13. **AL KERKIAN**
DE, Akron, 6-6, 235.
14. **TOM BOYD**
G, Tarleton State, 6-3, 250.
15. **LEAVIE DAVIS**
DB, Edward Waters College (Flor-
ida), 6-4, 210.
16. **PAUL BROTHERS**
HB, Oregon State, 6-1, 195.
17. **GEORGE ADAMS**
LB, Morehead State (Kentucky), 6-2, 218.

1968

(Drafted Alternately 20th, 19th, 21st)

1. **DENNIS HOMAN**
FL, Alabama, 6-1, 181.
2. **DAVID McDANIELS**
E, Mississippi Valley, 6-4, 200.
3. (A) **NO CHOICE**
Choice to Minnesota for LANCE RENTZEL.
3. (B) **ED HARMON**
LB, Louisville, 6-4, 246 — Choice from Chicago for AUSTIN DEN-
NEY and MAC PERCIVAL.
4. (A) **NO CHOICE**
Choice to New Orleans for LAR-
RY STEPHENS.
4. (B) **JOHN DOUGLAS**
LB, Missouri, 6-2, 215 — Choice from New York for JIM COLVIN.
5. **BLAINE NYE**
G, Stanford, 6-4, 255.
6. **D. D. LEWIS**
LB, Mississippi State, 6-1, 210.
7. **BOB TAUCHER**
T, Nebraska, 6-4, 251.
8. **FRANK BROWN**
DE, Albany (Ga.) State, 6-3, 249.
9. **KEN KMIEC**
DB, Illinois, 6-2, 187.
10. **BEN OLISON**
FL, Kansas, 6-1, 170.
11. **RON SHOTTS**
RB, Oklahoma, 6-0, 206.
12. **WILSON WHITTY**
LB, Boston University, 6-3, 224.
13. **CARTER LORD**
TE, Harvard, 6-2, 214.
14. **RON WILLIAMS**
DB, West Virginia, 6-2, 190.
15. **TOMMY LUNCFORD**
P, Auburn, 6-2, 202.
16. **LARRY COLE**
DE, Hawaii, 6-5, 250.
17. **GEORGE NORDGREN**
RB, Houston, 6-0, 200.

1969

(Drafted Alternately 24th, 23rd, 22nd)

1. **CALVIN HILL**
RB, Yale, 6-3, 230.
2. **RICHMOND FLOWERS**
WR, Tennessee, 6-0, 183.
3. (A) **TOM STINCIC**
LB, Michigan, 6-2, 226.

3. (B) **HALVOR HAGEN**
DE, Weber State, 6-5, 250 —
Choice from San Francisco for
HAROLD HAYS.
4. **NO CHOICE**
Choice to New Orleans for DAVE
SIMMONS.
5. (A) **NO CHOICE**
Choice to Baltimore for ANDY
STYNCHULA.
5. (B) **CHUCK KYLE**
LB, Purdue, 6-1, 220 — Choice
from Los Angeles for COY BACON.
6. **RICH SHAW**
FL, Arizona State, 6-4, 205.
7. **LARRY BALES**
WR, Emory & Henry, 5-11, 185.
8. **ELMER BENHARDT**
LB, Missouri, 6-2, 200.
9. **CLAXTON WELCH**
RB, Oregon, 5-11, 200.
10. **STUART GOTTLIEB**
G, Weber State, 6-5, 250.
11. **CLARENCE WILLIAMS**
DT, Prairie View A & M, 6-5, 250.
12. **BOB BELDEN**
QB, Notre Dame, 6-2, 210.
13. **RENE MATISON**
WR, New Mexico, 6-0, 185.
14. **GERALD LUTRI**
T, Northern Michigan, 6-4, 256.
15. **BILL JUSTUS**
DB, Tennessee, 6-1, 180.
16. **FLOYD KERR**
DB, Colorado State, 6-3, 195.
17. **BILL BAILEY**
DT, Lewis & Clark, 6-4, 260.

1970

(Drafted 23rd)

1. **DUANE THOMAS**
RB, West Texas, 6-1, 220.
2. (A) **BOB ASHER**
T, Vanderbilt, 6-5, 250 — Choice
from Chicago for CRAIG BAYNHAM
and PHIL CLARK.
2. (B) **MARGENE ADKINS**
WR, Henderson J. C., 5-10, 183.
3. (A) **CHARLIE WATERS**
CB, Clemson, 6-1, 193 — Choice
from Houston through Cleveland
for JERRY RHOME.
3. (B) **STEVE KINER**
LB, Tennessee, 6-1, 220 — Choice
from Cleveland for JERRY
RHOME.
3. (C) **DENTON FOX**
S, Texas Tech, 6-2, 205.
4. **JOHN FITZGERALD**
T, Boston College, 6-4, 265.
5. **NO CHOICE**
Choice to St. Louis for BOBBY
JOE CONRAD.
6. **PAT TOOMAY**
DE, Vanderbilt, 6-5, 230.
7. **DON ABBEY**
LB, Penn State, 6-2, 252.
8. **JERRY DOSSEY**
G, Arkansas, 6-4, 244.
9. **ZENON ANDRUSZYHN**
K, UCLA, 6-2, 212.
10. **PETE ATHAS**
S, Dade J. C., 6-0, 186.
11. **IVAN SOUTHERLAND**
DT, Clemson, 6-4, 246.

12. **JOE WILLIAMS**
RB, Wyoming, 6-1, 193.
13. **MARK WASHINGTON**
CB, Morgan State, 5-11, 183.
14. **JULIAN MARTIN**
WR, North Carolina Central, 6-3,
190.
15. **KEN DeLONG**
TE, Tennessee, 6-2, 223.
16. **SEABERN HILL**
CB, Arizona State, 6-2, 195.
17. **GLENN PATTERSON**
C, Nebraska, 6-3, 220.

1971

(Drafted 25th)

1. **TODY SMITH**
DE, Southern California, 6-5, 250.
2. **ISAAC THOMAS**
CB, Bishop, 6-2, 190.
3. (A) **SAM SCARBER**
RB, New Mexico, 6-2, 235 —
Choice from St. Louis for JOHN
WILBUR.
3. (B) **BILL GREGORY**
DE, Wisconsin, 6-5, 240.
4. (A) **JOE CARTER**
TE, Grambling, 6-3, 219 — Choice
from New Orleans for WILLIE
TOWNS.
4. (B) **BUDDY MITCHELL**
T, Mississippi, 6-5, 232.
5. **RON KADZIEL**
LB, Stanford, 6-3, 215.
6. **STEVE MAIER**
WR, Northern Arizona, 6-3, 192.
7. **BILL GRIFFIN**
T-G, Catawba, 6-5, 250.
8. **RON JESSIE**
WR, Kansas, 6-0, 183.
9. **HONOR JACKSON**
WR, Pacific, 6-2, 190.
10. **RODNEY WALLACE**
DT, New Mexico, 6-5, 260.
11. **ERNEST BONWELL**
LB, Lane College, 6-4, 225.
12. **STEVE GOEPEL**
QB, Colgate, 6-1½, 200.
13. **JAMES FORD**
RB, Texas Southern, 6-0, 200.
14. **TYRONE COUEY**
DB, Utah State, 6-1½, 194.
15. **BOB YOUNG**
TE, Delaware, 6-5, 250.
16. **JOHN BRENNAN**
T, Boston College, 6-2½, 260.
17. **JOHN BOMER**
C, Memphis State, 6-3, 230.

1972

(Drafted 26th)

1. **BILL THOMAS**
RB, Boston College, 6-2, 225.
2. (A) **ROBERT NEWHOUSE**
RB, Houston, 5-10, 202 — Choice
from New England for HALVOR
HAGEN and HONOR JACKSON.
2. (B) **JOHN BABINECZ**
LB, Villanova, 6-1, 222 — Choice
from New Orleans for MARGENE
ADKINS.
2. (C) **CHARLES McKEE**
WR, Arizona, 6-2, 199.

3. (A) **MIKE KELLER**
LB, Michigan, 6-4, 221 — Choice
from New England for HA-VOR
HAGEN and HONOR JACKSON.
3. (B) **MARV BATEMAN**
P-K, Utah, 6-4, 213.
4. (A) **TIM KEARNEY**
LB, Northern Michigan, 6-2, 225
— Choice from New Orleans for
JOE WILLIAMS.
4. (B) **ROBERT WEST**
WR, San Diego State, 6-4, 218
— Choice from New England for
STEVE KINER.
4. (C) **CHARLES ZAPIEC**
LB, Penn State, 6-2, 222 —
Choice from Detroit for RON
JESSIE.
4. (D) **NO CHOICE**
Choice to New Orleans for DON
TALBERT.
5. **NO CHOICE**
Choice to San Diego for TONY
LISCIO.
6. **CHARLES BOLDEN**
DB, Iowa, 6-3, 195.
7. **NO CHOICE**
Choice to Chicago for LEE ROY
CAFFEY.
8. **RALPH COLEMAN**
LB, North Carolina A&T, 6-4, 216.
9. **ROY BELL**
RB, Oklahoma, 5-10, 208.
10. **RICHARD AMMAN**
DE, Florida State, 6-5, 234.
11. **LONNIE LEONARD**
T-G, North Carolina A&T, 6-4,
244.
12. **JIMMY HARRIS**
WR, Ohio State, 5-10, 180.
13. **JEAN FUGETT**
TE, Amherst, 6-3, 219.
14. **ALAN THOMPSON**
RB, Wisconsin, 6-0, 225.
15. **CARLOS ALVAREZ**
WR, Florida, 5-10, 184.
16. **GORDON LONGMIRE**
QB, Utah, 6-1, 205.
17. **ALFONSO CAIN**
DT, Bethune-Cookman, 6-3, 271.

1973

(Drafted Alternately 20th, 22nd and 21st)

1. **BILLY JOE DuPREE**
TE, Michigan State, 6-4, 225.
2. (A) **GOLDEN RICHARDS**
WR, Hawaii, 6-0, 172 — Choice
from Green Bay for RON WIDBY
and IKE THOMAS.
2. (B) **NO CHOICE**
Choice to Chicago as compensa-
tion for signing JACK CONCAN-
NON.
3. (A) **HARVEY MARTIN**
DT, East Texas State, 6-5, 262
— Choice from Houston through
New Orleans for TOM STINCIC.
3. (B) **NO CHOICE**
Choice to New England for RON
SELLERS.
4. **DRANE SCRIVENER**
DB, Tulsa, 6-0, 176.
5. **BRUCE WALTON**
T, UCLA, 6-6, 251.

6. **BOB LEYEN**
G. Yale, 6-4, 256.
7. **RODRIGO BARNES**
LB, Rice, 6-1, 215.
8. **DAN WERNER**
QB, Michigan State, 6-4, 195.
9. **MIKE WHITE**
CB, Minnesota, 6-0, 196.
10. **CARL JOHNSON**
LB, Tennessee, 6-1, 225.
11. **GERALD CASWELL**
G, Colorado State, 6-4, 250.
12. **JIM ARNESON**
G, Arizona, 6-3, 236.
13. **JOHN SMITH**
WR, UCLA, 6-1, 187.
14. **BOB THORNTON**
G-C, North Carolina, 6-3, 234.
15. **WALT BAISY**
LB, Grambling, 6-2, 222.
16. **JOHN CONLEY**
TE, Hawaii, 6-2, 228.
17. **LES STRAYHORN**
RB, East Carolina, 5-10, 205.

1974

(Drafted Alternately 22nd, 21st, 20th and 23rd)

1. (A) **ED JONES**
DE, Tennessee State, 6-8, 260
— Choice from Houston for TODY SMITH and BILLY PARKS.
1. (B) **CHARLES YOUNG**
RB, North Carolina State, 6-1, 215.
2. **NO CHOICE**
Choice and RON SELLERS to Miami for OTTO STOWE.
3. (A) **DANNY WHITE**
QB, Arizona State, 6-2, 180 — Choice from Houston for TODY SMITH and BILLY PARKS.
3. (B) **CALVIN PETERSON**
LB, UCLA, 6-3, 218.
4. (A) **KEN HUTCHERSON**
LB, Livingston State, 6-1, 214
— Choice from Oakland for GLOSTER RICHARDSON.
4. (B) **ANDY ANDRADE**
RB-DB, Northern Michigan, 5-11, 193.
5. **JOHN KELSEY**
T, Missouri, 6-6, 226.
6. **JIM BRIGHT**
DB, UCLA, 6-1, 210.
7. **RAYMOND NESTER**
LB, Michigan State, 6-2, 224.
8. **MIKE HOLT**
DB, Michigan State, 5-11, 176.
9. **BILL DULIN**
T, Johnson C. Smith, 6-6, 244.
10. **DENNIS MORGAN**
DB, Western Illinois, 5-11, 203.
11. **HARVEY McGEE**
WR, Southern Mississippi, 6-2, 209.
12. **KEITH BOBO**
QB, Southern Methodist, 6-3, 196.
13. **FRED LIMA**
K, Colorado, 5-9, 202.
14. **DOUG RICHARDS**
DB, Brigham Young, 6-4, 185.

15. **BRUCE CRAFT**
DT, Geneva, Pa., 6-4, 232.
16. **GENE KILLIAN**
T, Tennessee, 6-4, 225.
17. **LAWRIE SKOLROOD**
T, North Dakota, 6-5, 230.

1975

(Drafted 18th)

1. (A) **RANDY WHITE**
DE, Maryland, 6-4, 250. — Choice from N. Y. Giants for CRAIG MORTON.
1. (B) **THOMAS HENDERSON**
LB, Langston, 6-2, 214.
2. **BURTON LAWLESS**
G, Florida, 6-4, 253.
3. **BOB BREUNIG**
LB, Arizona State, 6-2, 236.
4. (A) **PAT DONDVAN**
DE, Stanford, 6-5, 240 — Choice from Houston for MIKE MONTGOMERY.
4. (B) **RANDY HUGHES**
DB, Oklahoma, 6-4, 209.
5. (A) **KYLE DAVIS**
C, Oklahoma, 6-3, 240 — Choice from Green Bay for JACK CANNON.
5. (B) **NO CHOICE**
Choice to Cincinnati for CLINT LONGLEY.
6. **ROLLY WOOLSEY**
DB, Boise State, 6-1, 175.
7. **MICHAEL HEGMAN**
LB, Tennessee State, 6-4, 220.
8. **MITCH HOOPES**
P, Arizona, 6-0, 210.
9. **ED JONES**
DB, Rutgers, 6-0, 193.
10. **DENNIS BOOKER**
RB, Millersville State, 6-1, 235.
11. **GREG KRPALEK**
C, Oregon State, 6-5, 242.
12. **CHUCK BLAND**
DB, Cincinnati, 5-11, 188.
13. **HERBERT SCOTT**
G, Virginia Union, 6-2, 248.
14. **SCOTT LAIDLAW**
RB, Stanford, 6-0, 206.
15. **WILLIE HAMILTON**
RB, Arizona, 5-11, 182.
16. **PETE CLARK**
TE, Colorado State, 6-4, 234.
17. **JIM TESTERMAN**
TE, Dayton, 6-5, 225.

1976

(Drafted 27th)

1. **AARON KYLE**
DB, Wyoming, 5-11, 183.
2. (A) **JIM JENSEN**
RB, Iowa, 6-4, 226 — Choice from N. Y. Giants for CRAIG MORTON.
2. (B) **JIM EIDSON**
G, Mississippi St., 6-4, 253.
3. (A) **DUKE FERGERSON**
WR, San Diego St., 6-1, 186 — Choice from San Francisco for BOB HAYES.
3. (B) **JOHN SMITH**
RB, Boise State, 6-0, 191 — Choice from Denver for OTTO STOWE.

3. (C) **BUTCH JOHNSON**
WR, UC-Riverside, 6-1, 175.
4. **TOM RAFFERTY**
G, Penn State, 6-3, 248.
5. **WALLY PESUIT**
T, Kentucky, 6-4, 260.
6. **GREG MCGUIRE**
T, Indiana, 6-3, 265.
7. (A) **GREG SCHAUM**
DT, Michigan State, 6-4, 246 — Choice from San Diego for KEN HUTCHERSON.
7. (B) **DAVID WILLIAMS**
RB, Colorado, 6-2, 210.
8. **HENRY LAWS**
DB, South Carolina, 5-10, 171.
9. **BEASLEY REECE**
DB, North Texas, 6-1, 193.
10. **LEROY COOK**
DE, Alabama, 6-4, 212.
11. **CORNELIUS GREEN**
QB, Ohio, 5-11, 170.
12. **CHARLES MCHANE**
LB, Cal Lutheran, 6-2, 211.
13. **MARK DRISCOLL**
QB, Colorado St., 6-1, 184.
14. **LARRY MUSHINSKIE**
TE, Nebraska, 6-3, 217.
15. **DALE CURRY**
LB, UCLA, 6-2, 222.
16. **RICH COSTANZO**
T, Nebraska, 6-4, 260.
17. **STAN WOODFILL**
K, Oregon, 6-0, 190.

1977

(Drafted Alternately 24th, 25th and 26th)

1. **TONY DORSETT**
RB, Pittsburgh, 5-11, 192 — Choice from Seattle for Cowboys' first-round choice and three second-round choices.
2. **GLENN CARANO**
QB, Nevada-Las Vegas, 6-3, 195 — Choice from Seattle for DUKE FERGERSON.
3. (A) **TONY HILL**
WR, Stanford, 6-2, 196 — Choice from Philadelphia for JOHN NILAND.
3. (B) **VAL BELCHER**
G, Houston, 6-3, 250.
4. **GUY BROWN**
LB, Houston, 6-4, 215.
5. **ANDY FREDERICK**
OL, New Mexico, 6-6, 241.
6. **JIM COOPER**
T, Temple, 6-5, 252.
7. **DAVID STALLS**
DT, Northern Colorado, 6-4, 236.
8. (A) **AL CLEVELAND**
DL, Pacific, 6-4, 246 — Choice from San Diego for MITCH HOOPES.
8. (B) **FRED WILLIAMS**
RB, Arizona State, 5-10, 189.
9. **MARK CANTRELL**
C, North Carolina, 6-3, 252.
10. **STEVE DEBERG**
QB, San Jose State, 6-2, 205.
11. **DON WARDLOW**
TE, Washington, 6-6, 230.
12. **GREG PETERS**
OL, California, 6-5, 257.

Cowboys Honors

COLLEGE ALL-STAR GAME (Game discontinued in 1977)

(Includes only rookies who later played for Cowboys)

- 1960—Fred Doelling, DB, Pennsylvania; Don Meredith, QB, Southern Methodist; Jim Mooty, RB, Arkansas; Don Perkins, RB, New Mexico.
1961—Glynn Gregory, HB, Southern Methodist; Bob Lilly, DT, Texas Christian.
1962—None.
1963—Sonny Gibbs, QB, Texas Christian; Lee Roy Jordan, LB, Alabama.
1964—Mel Renfro, DB, Oregon; Perry Lee Dunn, RB, Mississippi.
1965—Bob Hayes, WR, Florida A&M; Craig Morton, QB, California; Ralph Neely, T, Oklahoma; Roger Staubach, QB, Navy; Malcolm Walker, C, Rice; Russell Wayt, LB, Rice.
1966—Walt Garrison, RB, Oklahoma State; John Niland, G, Iowa.
1967—Phil Clark, DB, Northwestern.
1968—Dennis Homan, WR, Alabama; D. D. Lewis, LB, Mississippi State.
1969—Calvin Hill, RB, Yale.
1970—Bob Asher, T, Vanderbilt; Duane Thomas, RB, West Texas State; Charlie Waters, DB, Clemson.
1971—Ike Thomas, DB, Bishop; Bill Gregory, DT, Wisconsin.
1972—John Babinecz, LB, Villanova; Mike Keller, LB, Michigan; Robert Newhouse, RB, Houston.
1973—None.
1974—Ed Jones, DE, Tennessee State (Game Cancelled).
1975—Randy White, LB, Maryland; Burton Lawless, G, Florida; Kyle Davis, C, Oklahoma.
1976—Aaron Kyle, CB, Wyoming; Jim Jensen, RB, Iowa; Jim Eidson, G, Mississippi State.

PRO BOWL

- 1961—Jim Doran, WR (1st appearance).
1962—Dick Bielski, TE (1); Don Perkins, RB (1).
1963—Don Bishop, CB (1); Eddie LeBaron, QB (1); Bob Lilly, DE (1); Don Perkins, RB (2); Jerry Tubbs, LB (1).
1964—Sam Baker, K (1); Lee Folkins, TE (1); Don Perkins, RB (3).
1965—Bob Lilly, DT (2); Mel Renfro, S (1).
1966—Cornell Green, CB (1); Mel Renfro, S (2); Chuck Howley, LB (1); George Andrie, DE (1); Bob Lilly, DT (3); Bob Hayes, WR (1).
1967—George Andrie, DE (2); Cornell Green, CB (2); Bob Hayes, WR (2); Chuck Howley, LB (2); Bob Lilly, DT (4); Dave Manders, C (1); Don Meredith, QB (1); Don Perkins, RB (4); Mel Renfro, S (3).
1968—George Andrie, DE (3); Cornell Green, CB (3); Bob Hayes, WR (3); Chuck Howley, LB (3); Lee Roy Jordan, LB (1); Bob Lilly, DT (5); Ralph Neely, T (1); Don Perkins, RB (5); Mel Renfro, S (4).
1969—George Andrie, DE (4); Chuck Howley, LB (4); Lee Roy Jordan, LB (2); Bob Lilly, DT (6); Don Meredith, QB (2); John Niland, G (1); Don Perkins, RB (6); Mel Renfro, S (5).
1970—George Andrie, DE (5); Calvin Hill, RB (1); Chuck Howley, LB (5); Lee Roy Jordan, LB (3); Bob Lilly, DT (7); Ralph Neely, T (2); John Niland, G (2); Mel Renfro, S (6).
1971—Bob Lilly, DT (8); John Niland, G (3); Mel Renfro, CB (7).
1972—Bob Lilly, DT (9); John Niland, G (4); Mel Renfro, CB (8); Cornell Green, S (4); Rayfield Wright, T (1); Roger Staubach, QB (1); Ron Widby, P (1); Chuck Howley, LB (6); Duane Thomas (1, injured).
1973—Bob Lilly, DT (10, injured); Mel Renfro, CB (9); Cornell Green, S (5); John Niland, G (5); Calvin Hill, RB (2); Rayfield Wright, T (2); Walt Garrison (1).
1974—Mel Renfro, CB (10); John Niland, G (6); Rayfield Wright, T (3); Bob Lilly, DT (11, injured); Lee Roy Jordan, LB (4, injured); Calvin Hill, RB (3, injured).
1975—Lee Roy Jordan, LB (5); Rayfield Wright, T (4); Calvin Hill, RB (4); Cliff Harris, S (1); Blaine Nye, G (1); Drew Pearson, WR (1).
1976—Cliff Harris, S (2); Rayfield Wright, T (5).
1977—Billy Joe DuPree, TE (1); Cliff Harris, S (3); Harvey Martin, DE (1); Blaine Nye, G (2); Drew Pearson, WR (2); Roger Staubach, QB (2); Charlie Waters, S (1); Rayfield Wright, T (6).

ALL-PRO

- 1962—Don Perkins, RB (1), (AP, NEA); Jerry Tubbs, LB (1), (Sporting News).
1963—Chuck Howley, LB (1), (Sporting News).
1964—Frank Clarke, TE-WR (1), (AP); Bob Lilly, DT (1), (AP, UPI, NEA); Jim Ridlon, DB (1), (Sporting News).
1965—Bob Lilly, DT (2), (AP, UPI, NEA, Sporting News); Mel Renfro, S (1), (NEA, Sporting News); Bob Hayes, WR (1), (Sporting News).

- 1966—Bob Hayes, WR (2), (AP, UPI, NEA, Sporting News); Bob Lilly, DT (3), (AP, UPI, NEA, Sporting News); Chuck Howley, LB (2), (AP, UPI, NEA); Cornell Green, CB (1), (AP, NEA, Sporting News); Dan Reeves, RB (1), (Sporting News); Ralph Neely, T (1), (Sporting News); Lee Roy Jordan, LB (1), (Sporting News).
- 1967—George Andrie, DE (1), (Sporting News); Cornell Green, CB (2), (NEA, UPI, AP, Sporting News); Bob Hayes, WR (3), (Sporting News); Chuck Howley, LB (3), (AP, Sporting News); Bob Lilly, DT (4), (NEA, UPI, AP, Sporting News); Ralph Neely, T (2), (UPI, AP, Sporting News); Mel Renfro, S (2), (Sporting News).
- 1968—Cornell Green, CB (3), (NEA); Bob Hayes, WR (4), (AP); Chuck Howley, LB (4), (AP, NEA); Bob Lilly, DT (5), (AP, UPI, NEA); Ralph Neely, T (3), (AP, UPI, NEA).
- 1969—Cornell Green, CB (4), (UPI); Calvin Hill, RB (1), (AP, UPI); Chuck Howley, LB (5), (AP, UPI, NEA); Bob Lilly, DT (6), (AP, NEA); Ralph Neely, T (4), (AP, UPI, NEA); John Niland, G (1), (AP); Mel Renfro, S (3), (NEA).
- 1970—Chuck Howley, LB (6), (PFWA, AP).
- 1971—Bob Lilly, DT (7), (AP, PFWA, NEA); Mel Renfro, CB (4), (NEA); John Niland, G (2), (AP, PFWA); Rayfield Wright, T (1), (AP, PFWA).
- 1972—Rayfield Wright, T (2), (PFWA, AP, UPI, NEA); John Niland, G (3), (AP); Blaine Nye, G (1), (NEA).
- 1973—Mel Renfro, CB (5), (NEA, PFWA); Rayfield Wright, T (3), (AP, PFWA); Lee Roy Jordan, LB (2), (NEA, PFWA); Calvin Hill, RB (2), (PFWA).
- 1974—Drew Pearson, WR (1), (AP, PFWA).
- 1975—Cliff Harris, S (1), (NEA); Rayfield Wright, T (4), (NEA).
- 1976—Cliff Harris, S (2), (AP, NEA, PFWA); Drew Pearson, WR (2), (AP, PFWA).

1976 All-NFL Team

(Selected by Associated Press, Newspaper Enterprise Association,
and Professional Football Writers of America)

OFFENSE

Cliff Branch, Oakland (AP, NEA, PFWA)	Wide Receiver
DREW PEARSON, DALLAS (AP, PFWA)	WIDE RECEIVER
Isaac Curtis, Cincinnati (NEA)	Wide Receiver
Dave Casper, Oakland (AP, NEA, PFWA)	Tight End
Dan Dierdorf, St. Louis (AP, NEA, PFWA)	Tackle
Ron Yary, Minnesota (AP, NEA, PFWA)	Tackle
Joe DeLamielleure, Buffalo (AP, NEA, PFWA)	Guard
John Hannah, New England (AP, PFWA)	Guard
Conrad Dobler, St. Louis (NEA)	Guard
Jim Langer, Miami (NEA, PFWA)	Center
Tom Banks, St. Louis (AP)	Center
Bert Jones, Baltimore (AP, NEA, PFWA)	Quarterback
O. J. Simpson, Buffalo (AP, NEA, PFWA)	Running Back
Walter Payton, Chicago (AP, PFWA)	Running Back
Chuck Foreman, Minnesota (NEA)	Running Back

DEFENSE

Jack Youngblood, Los Angeles (AP, NEA, PFWA)	Defensive End
Tommy Hart, San Francisco (NEA, PFWA)	Defensive End
John Dutton, Baltimore (AP)	Defensive End
Wally Chambers, Chicago (AP, NEA, PFWA)	Defensive Tackle
Jerry Sherk, Cleveland (AP, NEA, PFWA)	Defensive Tackle
Jack Lambert, Pittsburgh (AP, NEA, PFWA)	Middle Linebacker
Jack Ham, Pittsburgh (AP, NEA, PFWA)	Outside Linebacker
Isiah Robertson, Los Angeles (AP)	Outside Linebacker
Chris Hanburger, Washington (NEA)	Outside Linebacker
Robert Brazile, Houston (PFWA)	Outside Linebacker
Monte Jackson, Los Angeles (AP, NEA, PFWA)	Cornerback
Roger Wehrli, St. Louis (AP, PFWA)	Cornerback
Lemar Parrish, Cincinnati (NEA)	Cornerback
CLIFF HARRIS, DALLAS (AP, NEA, PFWA)	SAFETY
Ken Houston, Washington (NEA, PFWA)	Safety
Tom Casanova, Cincinnati (AP)	Safety
Jim Bakken, St. Louis (AP, NEA, PFWA)	Placekicker
Ray Guy, Oakland (AP, NEA, PFWA)	Punter

Cowboys on the Road

Team and Publicist's Itinerary

(Subject to Slight Changes)

SEATTLE (Saturday, Aug. 13, 6 p.m. PDT). Arrive via United charter Friday. Stay at Washington Plaza (206/624-7400). Return to Thousand Oaks after the game, breaking camp on Friday, Aug. 19.

Publicist — Arrives Tuesday at Washington Plaza.

HOUSTON (Saturday, Sept. 3, 8 p.m. CDT). Arrive via Braniff charter Saturday. Spend day at Houston Marriott (713/797-9000).

Publicist — Arrives Tuesday at Houston Marriott.

MINNESOTA (Sunday, Sept. 18, 3 p.m. CDT). Arrive via Braniff charter Saturday. Stay at Marriott Inn (612/854-7441).

Publicist — Arrives Tuesday at Marriott Inn.

ST. LOUIS (Sunday, Oct. 16, 3 p.m. CDT). Arrive via Braniff charter Saturday. Stay at Breckenridge Pavilion Hotel (314/421-1776).

Publicist — Arrives Tuesday at Breckenridge.

PHILADELPHIA (Sunday, Oct. 23, 1 p.m. EST). Arrive via Braniff charter Saturday. Stay at Hilton Inn (215/387-8333).

Publicist — Arrives Tuesday at Hilton.

N. Y. GIANTS (Sunday, Nov. 6, 1 p.m. EST). Arrive via Braniff charter Saturday. Stay at Sheraton Inn-Newark Airport (201/527-1600).

Publicist — Arrives Tuesday. Headquarters during week to be determined.

PITTSBURGH (Sunday, Nov. 20, 4 p.m. EST). Arrive via Braniff charter Saturday. Stay at Marriott Inn (412/922-8400).

Publicist — Arrives Tuesday at Marriott Inn.

WASHINGTON (Sunday, Nov. 27, 4 p.m. EST). Arrive via Braniff charter Saturday. Stay at Crystal City Marriott (703/521-5500).

Publicist — Arrives Tuesday at Crystal City Marriott.

SAN FRANCISCO (Monday, Dec. 12, 6 p.m. PST). Arrive via Braniff charter Sunday. Hotel to be determined.

Publicist — Arrives Tuesday.

THE OPPONENTS



HARVEY MARTIN, BILL KILMER (Redskins)

Minnesota Vikings ★ the Opponent

Sept. 18 at Minnesota

OFFICE7110 France Ave., South
Edina, MN 55435
PRESIDENTMax Winter
PUBLIC RELATIONSMerrill Swanson
Office Phone612/920-4805
Home Phone612/473-4407
COLORSPurple and White
METROPOLITAN STADIUM 48,446 Capacity



GRANT



TARKENTON

— SERIES HISTORY — (Dallas Leads Series, 6-3)

Year	Site	Winner-Score	Att.
1961	Dallas	Dallas, 21-7	20,500
1961	Minn.	Dallas, 28-0	33,070
1966	Dallas	Dallas, 28-17	64,116
1968	Dallas	Dallas, 20-7	47,644
1970	Minn.	Minn., 54-13	47,900
1971*	Minn.	Dallas, 20-12	49,100
1973†	Dallas	Minn., 27-10	64,524
1974	Dallas	Minn., 23-21	57,847
1975*	Minn.	Dallas, 17-14	48,341

*Divisional Playoff Game

†NFC Championship Game

1976 RECORD — Won 11, Lost 2, Tied 1;
All-Time Record (16 seasons) — Won 127,
Lost 89, Tied 8.

HEAD COACH — Bud Grant, 10th season
(98-38-4); Assistants — Neill Armstrong,
Jerry Burns, Bus Mertes, John Michels,
Jocko Nelson, Buddy Ryan.

1976 TEAM LEADERS

RUSHING

	Att.	Yds.	Avg.	TD
Chuck Foreman	278	1155	4.2	13
Brent McClanahan	130	382	2.9	3
Robert Miller	67	286	4.3	0

PASSING

	Att.	Comp.	Yds.	TD	Int.
Fran Tarkenton	412	255	2961	17	8
Bob Lee	30	15	156	0	2

RECEIVING

	No.	Yds.	Avg.	TD
Chuck Foreman	55	567	10.3	1
Ahmad Rashad	53	671	12.7	3
Sammy White	51	906	17.8	10



Alan Page

1976 Results

(11-2-1)	
40 @ N. Orleans	9
10 Los Angeles	10
10 @ Detroit	9
17 Pittsburgh	6
20 Chicago	19
24 N.Y. Giants	7
31 @ Philadelphia	12
13 @ Chicago	14
31 Detroit	23
27 Seattle	21
17 @ Green Bay	10
16 @ S. Francisco	20
20 Green Bay	9
29 @ Miami	7
305 TOTALS	176

1977 Schedule

Sept. 18—DALLAS
Sept. 24—@ T. Bay
Oct. 2—Green Bay
Oct. 9—Detroit
Oct. 16—Chicago
Oct. 24—@ L. A.
Oct. 30—@ Atlanta
Nov. 6—St. Louis
Nov. 13—Cincinnati
Nov. 20—@ Chicago
Nov. 27—@ G. Bay
Dec. 4—S. Francisco
Dec. 11—@ Oakland
Dec. 17—@ Detroit

New York Giants ★ the Opponent

Sept. 25 at Dallas
Nov. 6 at New York

OFFICE Giants Stadium
East Rutherford, N. J. 07073
PRESIDENT Wellington T. Mara
PUBLIC RELATIONS Ed Croke
Office Phone 201/935-8111
Home Phone 914/631-1631
COLORS Blue, Red and White
GIANTS STADIUM 76,500 Capacity

— SERIES HISTORY —

(Dallas Leads Series, 20-9-2)

Year	Site	Winner-Score	Att.
1960	New York	Tie, 31-31	55,033
1961	Dallas	New York, 31-10	41,500
1961	New York	Dallas, 17-16	60,254
1962	Dallas	New York, 41-10	45,668
1962	New York	New York, 41-31	62,694
1963	New York	New York, 37-21	62,889
1963	Dallas	New York, 34-27	29,635
1964	Dallas	Tie, 13-13	33,225
1964	New York	Dallas, 31-21	63,031
1965	Dallas	Dallas, 31-2	59,366
1965	New York	Dallas, 38-20	62,871
1966	Dallas	Dallas, 52-7	60,010
1966	New York	Dallas, 17-7	62,735
1967	Dallas	Dallas, 38-24	66,209
1968	Dallas	New York, 27-21	72,163
1968	New York	Dallas, 28-10	62,617
1969	Dallas	Dallas, 25-3	58,964
1970	Dallas	Dallas, 28-10	57,236
1970	New York	New York, 23-20	62,938
1971	Dallas	Dallas, 20-13	68,378
1971	New York	Dallas, 42-14	62,815
1972	New York	Dallas, 23-14	62,725
1972	Dallas	New York, 23-3	64,602
1973	Dallas	Dallas, 45-28	64,898
1973	N. Haven	Dallas, 23-10	70,128
1974	Dallas	New York, 14-6	46,353
1974	N. Haven	Dallas, 21-7	61,191
1975	New York	Dallas, 13-7	56,511
1975	Dallas	Dallas, 14-3	53,329
1976	New York	Dallas, 24-14	76,042
1976	Dallas	Dallas, 9-3	58,870



McVAY



VAN PELT

1976 RECORD — Won 3, Lost 11; All-Time Record (52 seasons) — Won 345, Lost 269, Tied 30.

HEAD COACH — John McVay, 2nd season (3-4-0); Assistants — Jay Fry, Joe Galat, Bob Gibson, Lindy Infante, Marty Schottenheimer, John Symank, Allan Webb.

1976 TEAM LEADERS

RUSHING

	Att.	Yds.	Avg.	TD
Doug Kotar	185	731	4.0	3
Larry Csonka	160	569	3.6	4
Gordon Bell	67	233	3.5	2

PASSING

	Att.	Comp.	Yds.	TD	Int.
Craig Morton	284	153	1865	9	20
Norm Snead	42	22	239	0	4

RECEIVING

	No.	Yds.	Avg.	TD
Bob Tucker	42	498	11.9	1
Doug Kotar	36	319	8.9	0
Gordon Bell	25	198	7.9	0

1976 Results

17	@ Washington	19
7	@ Philadelphia	20
10	@ L. A.	24
21	@ St. Louis	27
14	DALLAS	24
7	@ Minnesota	24
0	Pittsburgh	27
0	Philadelphia	10
3	@ DALLAS	9
12	Washington	9
13	@ Denver	14
28	Seattle	16
24	Detroit	10
14	St. Louis	17
170	TOTALS	250

1977 Schedule

Sept. 18	— Washington
Sept. 25	— @ DALLAS
Oct. 2	— @ Atlanta
Oct. 9	— Phila.
Oct. 16	— S. Francisco
Oct. 23	— @ Wash.
Oct. 31	— @ St. Louis
Nov. 6	— DALLAS
Nov. 13	— @ T. Bay
Nov. 20	— Cleveland
Nov. 27	— @ Cincinnati
Dec. 4	— St. Louis
Dec. 11	— @ Phila.
Dec. 18	— Chicago

Tampa Bay Buccaneers ★ the Opponent

Oct. 2 at Dallas

OFFICEOne Buccaneer Place
Tampa, Fla. 33607
PRESIDENTHugh F. Culverhouse
PUBLIC RELATIONSDick Maxwell
Office Phone813/870-2700
Home Phone813/886-1918
COLORSFlorida Orange,
White with Red Trim
TAMPA STADIUM71,600 Capacity

— SERIES HISTORY —
No previous meetings



McKAY



BELL

1976 RECORD — Won 0, Lost 14; All-Time Record (1 season) — Won 0, Lost 14.

HEAD COACH — John McKay, 2nd season (0-14-0); Assistants — Abe Gibron, Tom Bass, Willie Brown, Jerry Frei, Wayne Fontes, Skip Husbands, Phil Krueger, Bill Nelsen.

1976 TEAM LEADERS

RUSHING

	Att.	Yds.	Avg.	TD
Louis Carter	171	521	3.0	1
Ed Williams	87	324	3.7	2
Essex Johnson	47	166	3.5	1

PASSING

	Att.	Comp.	Yds.	TD	Int.
Steve Spurrier	311	156	1628	7	12
P. Dickinson	39	15	210	1	5

RECEIVING

	No.	Yds.	Avg.	TD
Morris Owens	30	390	13.0	6
Bob Moore	26	310	11.9	0
Essex Johnson	25	201	8.0	1



Bob Moore

1976 Results

0	@ Houston	20
0	San Diego	23
9	Buffalo	14
17	@ Baltimore	42
0	@ Cincinnati	21
10	Seattle	13
20	Miami	23
19	Kansas City	28
13	@ Denver	48
0	@ N.Y. Jets	34
7	Cleveland	24
16	@ Oakland	49
0	@ Pittsburgh	42
14	New England	31
125	TOTALS	402

1977 Schedule

Sept. 18—@ Phila.
Sept. 24—Minnesota
Oct. 2—@ DALLAS
Oct. 9—Wash.
Oct. 16—@ Seattle
Oct. 23—Green Bay
Oct. 30—@ S. Fran.
Nov. 6—@ L. A.
Nov. 13—Giants
Nov. 20—@ Detroit
Nov. 27—Atlanta
Dec. 4—Chicago
Dec. 11—@ N. O.
Dec. 18—St. Louis

St. Louis Cardinals ★ the Opponent

Oct. 9 at St. Louis
Nov. 14 at Dallas

OFFICE 200 Stadium Plaza
St. Louis, Mo. 63102

MANAGING GENERAL

PARTNER William V. Bidwell
PUBLIC RELATIONS Kevin Byrne
Office Phone 314/421-0777
Home Phone 314/389-6021

COLORS .. Cardinal Red, White and Black
BUSCH STADIUM 51,392 Capacity

— SERIES HISTORY —

(Dallas Leads Series, 16-13-1)

Year	Site	Winner-Score	Att.
1960	St. Louis	St. Louis, 12-10	23,128
1961	Dallas	St. Louis, 31-17	20,500
1961	St. Louis	St. Louis, 31-13	15,384
1962	Dallas	St. Louis, 28-24	16,027
1962	St. Louis	St. Louis, 52-20	14,201
1963	Dallas	St. Louis, 34-7	36,432
1963	St. Louis	Dallas, 28-24	12,695
1964	Dallas	St. Louis, 16-6	36,605
1964	St. Louis	Dallas, 31-13	28,253
1965	St. Louis	St. Louis, 20-13	32,034
1965	Dallas	Dallas, 27-13	38,499
1966	St. Louis	Tie, 10-10	50,673
1966	Dallas	Dallas, 31-17	76,965
1967	Dallas	Dallas, 46-21	68,787
1968	Dallas	Dallas, 27-10	48,296
1969	Dallas	Dallas, 24-3	62,134
1970	St. Louis	St. Louis, 20-7	50,780
1970	Dallas	St. Louis, 38-0	69,323
1971	St. Louis	Dallas, 16-13	50,486
1971	Dallas	Dallas, 31-12	66,672
1972	Dallas	Dallas, 33-24	65,218
1972	St. Louis	Dallas, 27-6	49,787
1973	Dallas	Dallas, 45-10	64,729
1973	St. Louis	Dallas, 30-3	43,946
1974	St. Louis	St. Louis, 31-28	49,885
1974	Dallas	Dallas, 17-14	64,146
1975	Dallas	Dallas, 37-31	52,417
1975	St. Louis	St. Louis, 31-17	49,701
1976	St. Louis	St. Louis, 21-17	50,317
1976	Dallas	Dallas, 19-14	62,498



CORYELL



DOBLER

1976 RECORD — Won 10, Lost 4; All-Time Record (55 seasons) — Won 278, Lost 352, Tied 36.

HEAD COACH — Don Coryell, 5th season (35-20-1); Assistants — Dan Brooks, Joe Gibbs, Harry Gilmer, Jim Hanifan, Dave McKinnis, Chuck Weber, Ray Willsey, Willie Zapalac.

1976 TEAM LEADERS

RUSHING

	Att.	Yds.	Avg.	TD
Jim Otis	223	891	3.8	2
Terry Metcalf	134	537	4.0	3
Steve Jones	113	451	4.0	8

PASSING

	Att.	Comp.	Yds.	TD	Int.
Jim Hart	388	218	2946	18	13

RECEIVING

	No.	Yds.	Avg.	TD
Ike Harris	52	782	15.0	1
Mel Gray	36	686	19.1	5
Terry Metcalf	33	388	11.8	4

1976 Results		1977 Schedule	
(10-4)			
30 @ Seattle	24	Sept. 18—@ Denver	
29 Green Bay	0	Sept. 25—Chicago	
24 @ San Diego	43	Oct. 2—@ Wash.	
27 N. Y. Giants	21	Oct. 9—DALLAS	
33 Philadelphia	14	Oct. 16—@ Phila.	
21 DALLAS	17	Oct. 23—N. Orleans	
10 @ Washington	20	Oct. 31—Giants	
23 S. Francisco (OT)	20	Nov. 6—@ Minn.	
17 @ Philadelphia	14	Nov. 14—@ DALLAS	
30 @ L. A.	28	Nov. 20—Phila.	
10 Washington	16	Nov. 24—Miami	
14 @ DALLAS	19	Dec. 4—@ Giants	
24 Baltimore	17	Dec. 10—Wash.	
17 @ N. Y. Giants	14	Dec. 18—@ T. Bay	
309 TOTALS	267		

Washington Redskins ★ the Opponent

Oct. 16 at Dallas
Nov. 27 at Washington

OFFICE P.O. Box 17247
Washington, D.C. 20041
PRESIDENT ... Edward Bennett Williams
PUBLIC RELATIONS Charlie Taylor
Office Phone 703/471-9100
Home Phone 703/378-4307
COLORS Burgundy and Gold
RFK MEMORIAL STADIUM 54,398 Capacity



ALLEN



TALBERT

— SERIES HISTORY —

(Dallas Leads Series, 18-14-2)

Year	Site	Winner-Score	Att.
1960	Wash.	Wash., 26-14	21,142
1961	Dallas	Tie, 28-28	17,500
1961	Wash.	Wash., 34-24	21,451
1962	Dallas	Tie, 35-35	15,730
1962	Wash.	Dallas, 38-10	49,888
1963	Wash.	Wash., 21-17	40,101
1963	Dallas	Dallas, 35-20	18,838
1964	Dallas	Dallas, 24-18	25,158
1964	Wash.	Wash., 28-16	49,219
1965	Dallas	Dallas, 27-7	61,577
1965	Wash.	Wash., 34-31	50,205
1966	Wash.	Dallas, 31-30	50,927
1966	Dallas	Wash., 34-31	64,198
1967	Wash.	Dallas, 17-14	50,566
1967	Dallas	Wash., 27-20	75,538
1968	Wash.	Dallas, 44-24	50,816
1968	Dallas	Dallas, 29-20	66,076
1969	Wash.	Dallas, 41-28	50,474
1969	Dallas	Dallas, 20-10	56,924
1970	Wash.	Dallas, 45-21	50,415
1970	Dallas	Dallas, 34-0	57,936
1971	Dallas	Wash., 20-16	72,000
1971	Wash.	Dallas, 13-0	53,041
1972	Wash.	Wash., 24-20	53,039
1972	Dallas	Dallas, 34-24	65,136
1972*	Wash.	Wash., 26-3	53,129
1973	Wash.	Wash., 14-7	54,314
1973	Dallas	Dallas, 27-7	64,458
1974	Wash.	Wash., 28-21	54,395
1974	Dallas	Dallas, 24-23	63,243
1975	Wash.	Wash, 30-24 (OT)	55,004
1975	Dallas	Dallas, 31-10	61,091
1976	Dallas	Dallas, 20-7	55,004
1976	Wash.	Wash., 27-14	59,916

*NFC Championship Game

1976 RECORD — Won 10, Lost 4; All-Time Record (40 seasons) — Won 245, Lost 230, Tied 21.

HEAD COACH — George Allen, 7th season (58-25-1); Assistants — Bill Austin, Ralph Hawkins, Bill Hickman, Paul Lanham, Marv Matuszak, Pete McCulley, Kirk Mee, La-Vern Torgeson, Charlie Waller, Joe Walton.

1976 TEAM LEADERS

RUSHING

	Att.	Yds.	Avg.	TD
Mike Thomas	254	1101	4.3	5
John Riggins	162	572	3.5	3
Calvin Hill	79	301	3.8	1

PASSING

	Att.	Comp.	Yds.	TD	Int.
Bill Kilmer	206	108	1252	12	10
Joe Theismann	163	79	1036	8	10

RECEIVING

	No.	Yds.	Avg.	TD
Frank Grant	50	818	16.4	5
Mike Thomas	28	290	10.4	4
Roy Jefferson	27	364	13.5	2

1976 Results		1977 Schedule	
19	N.Y. Giants 17	Sept. 18—@ Giants	
31	Seattle 7	Sept. 25—Atlanta	
20	@ Phila. (OT) 17	Oct. 2—St. Louis	
7	@ Chicago 33	Oct. 9—@ T. Bay	
30	Kansas City 33	Oct. 16—@ DALLAS	
20	Detroit 7	Oct. 23—N.Y. Giants	
20	St. Louis 10	Oct. 30—Phila.	
7	DALLAS 20	Nov. 7—@ Balt.	
24	@ S. Francisco 21	Nov. 13—@ Phila.	
9	@ N.Y. Giants 12	Nov. 21—Green Bay	
16	@ St. Louis 10	Nov. 27—DALLAS	
24	Philadelphia 0	Dec. 4—@ Buffalo	
37	@ N.Y. Jets 16	Dec. 10—@ St. Louis	
27	@ DALLAS 14	Dec. 17—L. A.	
291	TOTALS 217		

Philadelphia Eagles ★ the Opponent


Oct. 23 at Philadelphia

Dec. 4 at Dallas

OFFICE Veterans Stadium
Philadelphia, Pa. 19148
PRESIDENT Leonard H. Tose
PUBLIC RELATIONS Jim Gallagher
Office Phone 215/463-2500
Home Phone 215/279-7989
COLORS ... Kelly Green, White and Silver
VETERANS STADIUM 66,052 Capacity



VERMEIL



SISEMORE

— SERIES HISTORY — (Dallas Leads Series, 21-12)

Year	Site	Winner-Score	Att.
1960	Dallas	Phil., 27-25	18,500
1961	Dallas	Phil., 43-7	25,000
1961	Phil.	Phil., 35-13	60,127
1962	Dallas	Dallas, 41-19	18,645
1962	Phil.	Phil., 28-14	58,070
1963	Phil.	Phil., 24-21	60,671
1963	Dallas	Dallas, 27-20	23,694
1964	Dallas	Phil., 17-14	55,972
1964	Phil.	Phil., 24-14	60,671
1965	Dallas	Phil., 35-24	56,249
1965	Phil.	Dallas, 21-19	54,714
1966	Dallas	Dallas, 56-7	69,372
1966	Phil.	Phil., 24-23	60,658
1967	Phil.	Phil., 21-14	60,740
1967	Dallas	Dallas, 38-17	55,834
1968	Phil.	Dallas, 45-13	60,858
1968	Dallas	Dallas, 34-14	72,083
1969	Phil.	Dallas, 38-7	60,658
1969	Dallas	Dallas, 49-14	71,509
1970	Phil.	Dallas, 17-7	59,728
1970	Dallas	Dallas, 21-17	55,736
1971	Phil.	Dallas, 42-7	65,358
1971	Dallas	Dallas, 20-7	60,178
1972	Dallas	Dallas, 28-6	55,850
1972	Phil.	Dallas, 28-7	65,720
1973	Phil.	Phil., 30-16	65,954
1973	Dallas	Dallas, 31-10	61,985
1974	Phil.	Phil., 13-10	64,088
1974	Dallas	Dallas, 31-24	43,586
1975	Phil.	Dallas, 20-17	64,889
1975	Dallas	Dallas, 27-17	57,893
1976	Dallas	Dallas, 27-7	54,052
1976	Phil.	Dallas, 26-7	55,072

1976 RECORD — Won 4, Lost 10; All-Time Record (44 seasons) — Won 219, Lost 308, Tied 22.

HEAD COACH — Dick Vermeil, 2nd season (4-10-0); Assistants — Fred Brunej, Marion Campbell, Chuck Clausen, Dick Coury, Ken Iman, Carl Peterson, Duane Putnam, Johnny Roland, Rod Rust.

1976 TEAM LEADERS

RUSHING					
	Att.	Yds.	Avg.	TD	
Mike Hogan	123	561	4.6	0	
Tom Sullivan	99	399	4.0	2	
Dave Hampton	71	267	3.8	1	
PASSING					
	Att.	Comp.	Yds.	TD	Int.
Mike Boryla	246	123	1247	9	14
Roman Gabriel	92	46	476	2	2
RECEIVING					
	No.	Yds.	Avg.	TD	
Harold Carmichael	42	503	12.0	5	
Charles Young	30	374	12.5	0	
Charles Smith	27	362	13.4	4	

1976 Results (4-10)		1977 Schedule	
7	@ DALLAS	27	Sept. 18—T. Bay
20	N. Y. Giants	7	Sept. 25—@ L. A.
17	Washington (OT)	20	Oct. 2—@ Detroit
14	@ Atlanta	13	Oct. 9—@ Giants
14	@ St. Louis	33	Oct. 16—St. Louis
13	@ Green Bay	28	Oct. 23—DALLAS
12	Minnesota	31	Oct. 30—@ Wash.
10	@ N. Y. Giants	0	Nov. 6—N. Orleans
14	St. Louis	17	Nov. 13—Wash.
3	@ Cleveland	24	Nov. 20—@ St. Louis
7	Oakland	26	Nov. 27—@ N. Eng.
0	@ Washington	24	Dec. 4—@ DALLAS
7	DALLAS	26	Dec. 11—N. Y. Giants
27	Seattle	10	Dec. 18—N. Y. Jets
165	TOTALS	286	

Detroit Lions ★ the Opponent

Oct. 30 at Dallas

OFFICE 1200 Featherstone Rd.
 Box 4200, Pontiac, Mich. 48057
 PRESIDENT William Clay Ford
 PUBLIC RELATIONS Don Kremer
 Office Phone 313/335-4131
 Home Phone 313/336-3928
 COLORS Honolulu Blue and Silver
 PONTIAC METROPOLITAN
 STADIUM 80,399 Capacity

— SERIES HISTORY — (Dallas Leads Series, 5-1)

Year	Site	Winner-Score	Att.
1960	Detroit	Detroit, 23-14	43,272
1963	Dallas	Dallas, 17-14	27,264
1968	Dallas	Dallas, 59-13	61,382
1970*	Dallas	Dallas, 5-0	73,167
1972	Dallas	Dallas, 28-24	65,378
1975	Detroit	Dallas, 36-10	79,784

*Divisional Playoff Game



Ray Jarvis



HUDSPETH



LANDRY

1976 RECORD — Won 6, Lost 8; All-Time Record (43 seasons) — Won 265, Lost 247, Tied 24.

HEAD COACH — Tommy Hudspeth, 2nd season (5-5-0); Assistants — Bill Belichick, Rollie Dotsch, Wally English, Ed Hughes, Burnie Miller, John Payne, Floyd Reese, Fritz Shurmur.

1976 TEAM LEADERS

RUSHING

	Att.	Yds.	Avg.	TD
Dexter Bussey	196	858	4.4	3
Lawrence Gaines	155	659	4.3	4
Horace King	93	325	3.5	0

PASSING

	Att.	Comp.	Yds.	TD	Int.
Greg Landry	291	168	2191	17	8
Joe Reed	62	32	425	3	3

RECEIVING

	No.	Yds.	Avg.	TD
Ray Jarvis	39	822	21.1	5
Charlie Sanders	35	545	15.6	5
Dexter Bussey	28	218	7.8	0

1976 Results

(6-8)	
3 @ Chicago	10
24 Atlanta	10
9 Minnesota	10
14 @ Green Bay	24
30 New England	10
7 @ Washington	20
41 @ Seattle	14
27 Green Bay	6
23 @ Minnesota	31
16 @ N. Orleans	17
14 Chicago	10
27 Buffalo	14
10 @ N. Y. Giants	24
17 Los Angeles	20
262 TOTALS	220

1977 Schedule

Sept. 18—@ Chicago
Sept. 25—N. Orleans
Oct. 2—Phila.
Oct. 9—@ Minn.
Oct. 16—G. Bay
Oct. 23—@ S. Fran.
Oct. 30—@ DALLAS
Nov. 6—San Diego
Nov. 13—@ Atlanta
Nov. 20—T. Bay
Nov. 24—Chicago
Dec. 4—@ G. Bay
Dec. 11—@ Balt.
Dec. 17—Minn.

Pittsburgh Steelers ★ the Opponent

Nov. 20 at Pittsburgh

OFFICE 300 Stadium Circle
Pittsburgh, Pa. 15212
PRESIDENT Daniel M. Rooney
PUBLIC RELATIONS Joe Gordon
Office Phone 412/323-1200
Home Phone 412/488-0465
COLORS Gold and Black
THREE RIVERS STADIUM .50,000 Capacity

— SERIES HISTORY — (Dallas Leads Series, 10-8)

Year	Site	Winner-Score	Att.
1960	Dallas	Pitts., 35-28	30,000
1961	Dallas	Dallas, 27-24	23,500
1961	Pitts.	Pitts., 37-7	17,519
1962	Dallas	Pitts., 30-28	19,478
1962	Pitts.	Dallas, 42-27	23,106
1963	Pitts.	Pitts., 27-21	19,047
1963	Dallas	Pitts., 24-19	24,136
1964	Pitts.	Pitts., 23-17	35,594
1964	Dallas	Dallas, 17-14	35,271
1965	Pitts.	Pitts., 22-13	37,804
1965	Dallas	Dallas, 24-17	57,293
1966	Dallas	Dallas, 52-21	58,453
1966	Pitts.	Dallas, 20-7	42,185
1967	Pitts.	Dallas, 24-21	39,641
1968	Dallas	Dallas, 28-7	55,069
1969	Pitts.	Dallas, 10-7	24,990
1972	Dallas	Dallas, 17-13	65,682
1975*	Miami	Pitts., 21-17	80,187

*Super Bowl X, Jan. 18, 1976



Jack Ham



NOLL



HARRIS

1976 RECORD — Won 10, Lost 4; All-Time Record (43 seasons) — Won 226, Lost 296, Tied 9.

HEAD COACH: Chuck Noll, 9th season (65-46-1); Assistants — Bud Carson, Dick Hoak, Tom Moore, George Perles, Dan Rajakovich, Lou Riecke, Woody Windenhofer, Paul Uram.

1976 TEAM LEADERS

	RUSHING			
	Att.	Yds.	Avg.	TD
Franco Harris	289	1128	3.9	14
Rocky Bleier	220	1036	4.7	5
Reggie Harrison	54	235	4.4	4

	PASSING			
	Att.	Comp.	Yds.	TD Int.
T. Bradshaw	192	92	1177	10 9
Mike Kruczek	85	51	758	0 3

	RECEIVING		
	No.	Yds.	Avg. TD
Lynn Swann	28	516	18.4 3
Rocky Bleier	24	294	12.3 0
Franco Harris	23	151	6.6 0

1976 Results

1976 Results (10-4)		
28	@ Oakland	31
31	Cleveland	14
27	New England	30
6	@ Minnesota	17
16	@ Cleveland	18
23	Cincinnati	6
27	@ N. Y. Giants	0
23	San Diego	0
45	@ Kansas City	0
14	Miami	3
32	Houston	16
7	@ Cincinnati	3
42	Tampa Bay	0
21	@ Houston	0
343	TOTALS	138

1977 Schedule

Sept. 19—S. Fran.
Sept. 25—Oakland
Oct. 2—@ Cleve.
Oct. 9—@ Houston
Oct. 17—Cincinnati
Oct. 23—Houston
Oct. 30—@ Balti.
Nov. 6—@ Denver
Nov. 13—Cleveland
Nov. 20—DALLAS
Nov. 27—@ N. Y. Jets
Dec. 4—Seattle
Dec. 10—@ Cinci.
Dec. 18—@ S. Diego

San Francisco 49ers ★ the Opponent

Dec. 12 at San Francisco

OFFICE 1255 Post St., Suite 300
 San Francisco, Cal. 94109
 PRESIDENT Edward J. DeBartolo, Jr.
 PUBLIC RELATIONS George McFadden
 Office Phone 415/468-1149
 Home Phone 415/591-4905
 COLORS 49er Gold and Scarlet
 CANDLESTICK PARK ... 61,246 Capacity

— SERIES HISTORY —

(Dallas Leads Series, 5-4-1)

Year	Site	Winner-Score	Att.
1960	Dallas	San Fran., 26-14	10,000
1963	San Fran.	San Fran., 31-24	29,563
1965	Dallas	Dallas, 39-31	39,677
1967	San Fran.	San Fran., 24-16	27,182
1969	Dallas	Tie, 24-24	62,348
1970*	San Fran.	Dallas, 17-10	59,625
1971†	Dallas	Dallas, 14-3	66,311
1972	Dallas	San Fran., 31-10	65,124
1972*	San Fran.	Dallas, 30-28	61,214
1974	Dallas	Dallas, 20-14	50,018

*Divisional Playoff Game
 †NFC Championship Game



Delvin Williams



MEYER



HART

1976 RECORD — Won 8, Lost 6; All-Time Record (27 seasons) — Won 171, Lost 173, Tied 12.

HEAD COACH — Ken Meyer, 1st season; Assistants — Ed Alsmann, Ed Beard, Doug Gerhart, Howard Mudd, Floyd Peters, Jimmy Raye, Jim Shofner.

1976 TEAM LEADERS

RECEIVING

	Att.	Yds.	Avg.	TD
Delvin Williams	248	1203	4.9	7
Wilbur Jackson	200	792	4.0	1
Kermit Johnson	32	99	3.1	1

RUSHING

	Att.	Comp.	Yds.	TD	Int.
Jim Plunkett	243	126	1592	13	16
Scott Bull	48	21	252	2	4

RECEIVING

	No.	Yds.	Avg.	TD
Wilbur Jackson	34	344	10.1	1
Gene Washington	33	457	13.8	6
Delvin Williams	26	263	10.1	2

1976 Results (8-6)

26	@ Green Bay	14
12	Chicago	19
37	@ Seattle	21
17	N. Y. Jets	6
16	@ Los Angeles	0
33	New Orleans	3
16	Atlanta	0
20	@ S. Louis (OT)	23
21	Washington	24
16	@ Atlanta	21
3	Los Angeles	23
20	Minnesota	16
7	@ S. Diego (OT)	13
27	@ New Orleans	7
270	TOTALS	190

1977 Schedule

Sept. 19—@ Pitts.
Sept. 25—Miami
Oct. 2—@ L. A.
Oct. 9—Atlanta
Oct. 16—@ Giants
Oct. 23—Detroit
Oct. 30—Tampa Bay
Nov. 6—@ Atlanta
Nov. 13—@ N. O.
Nov. 20—L. A.
Nov. 27—N. Orleans
Dec. 4—@ Minn.
Dec. 12—DALLAS
Dec. 18—G. B. @ Mil.

Denver Broncos ★ the Opponent

Dec. 18 at Dallas

OFFICE 5700 Logan Place
 Denver, Colo. 80216
 PRESIDENT Allan R. Phipps
 PUBLIC RELATIONS Bob Peck
 Office Phone 303/623-8778
 Home Phone 303/986-0772
 COLORS Burnt Orange,
 Academy Blue and White
 MILE HIGH STADIUM 75,087 Capacity

— SERIES HISTORY —
 (Dallas Leads Series, 1-0)

Year	Site	Winner-Score	Att.
1973	Denver	Dallas, 22-10	51,706



Rick Upchurch



MILLER



ARMSTRONG

1976 RECORD — Won 9, Lost 5; All-Time Record (17 seasons) — Won 82, Lost 147, Tied 9.

HEAD COACH — Robert (Red) Miller, 1st season; Assistants — Marv Braden, Joe Collier, Bob Gambold, Ken Gray, Stan Jones, Myrel Moore, Vito (Babe) Parilli, Fran Polsfoot, Paul Roach.

1976 TEAM LEADERS

	RUSHING			
	Att.	Yds.	Avg.	TD
Otis Armstrong	247	1008	4.1	5
Jon Keyworth	122	349	2.9	3
Norris Weese	23	142	6.2	0

	PASSING			
	Att.	Comp.	Yds.	TD Int.
Steve Ramsey	270	128	1931	11 13
Craig Penrose	36	16	265	3 3

	RECEIVING			
	No.	Yds.	Avg.	TD
Otis Armstrong	39	457	11.7	1
Riley Odoms	30	477	15.9	3
Haven Moses	25	498	19.9	7

1976 Results		1977 Schedule	
	(9-5)		
7	@ Cincinnati	17	Sept. 18—St. Louis
46	N. Y. Jets	3	Sept. 25—Buffalo
44	Cleveland	13	Oct. 2—@ Seattle
26	San Diego	0	Oct. 9—Kansas City
3	@ Houston	17	Oct. 16—@ Oakland
10	Oakland	17	Oct. 23—@ Cinci.
35	@ Kansas City	26	Oct. 30—Oakland
6	@ Oakland	19	Nov. 6—Pittsburgh
48	Tampa Bay	13	Nov. 13—@ S. Diego
17	@ San Diego	0	Nov. 20—@ K. City
14	N. Y. Giants	13	Nov. 27—Balti.
14	@ N. England	38	Dec. 4—@ Houston
17	Kansas City	16	Dec. 11—San Diego
28	@ Chicago	14	Dec. 18—@ DALLAS
315	TOTALS	206	

The 1976 Season At A Glance

Cowboys 27, Eagles 7 At Dallas, September 12

PHILADELPHIA	0	0	0	7	-	7
DALLAS	6	14	7	0	-	27

Cowboys—FG Herrera 37
Cowboys—FG Herrera 46
Cowboys—Dennison 3 run (Herrera kick)
Cowboys—D. Pearson 22 pass from Staubach (Herrera kick)
Cowboys—Richards 19 pass from Staubach (Herrera kick)
Eagles—Sullivan 20 pass from Boryla (Muhlmann kick)
Attendance—54,052

Team Statistics

	Eagles	Cowboys
First Downs	18	24
Net Yards Gained	280	445
Net Yards Rushing	136	180
Net Yards Passing	144	265
Passes	14-32	24-35
Passes Intercepted By	1	2
Punts-Average	6-43.2	3-43.0
Fumbles-Lost	4-3	3-2
Penalties-Yards	6-30	6-39

Rushing

Eagles—Hogan, 7 for 37; McAlister, 7 for 32; T. Sullivan, 9 for 27; Lusk, 4 for 19; C. Smith, 1 for 14; Boryla, 2 for 7.
Cowboys—Laidlaw, 19 for 104; Dennison, 7 for 20, 1 touchdown; Saldi, 1 for 19; Young, 9 for 16; Newhouse, 2 for 10; D. Pearson, 1 for 9; DuPree, 1 for 2.

Passing

Eagles—Boryla, 14 of 31 for 152 yards, 1 touchdown, 2 interceptions; Carmichael, 0 of 1.
Cowboys—Staubach, 19 of 28 for 242 yards, 2 touchdowns, 1 interception; D. White, 5 of 7 for 25 yards.

Receiving

Eagles—Young, 4 for 41; Sullivan, 3 for 38, 1 touchdown; C. Smith, 3 for 26; Carmichael, 2 for 43; Hogan, 1 for 7; Malone, 1 for minus-3.
Cowboys—Laidlaw, 7 for 66; D. Pearson, 5 for 70, 1 touchdown; DuPree, 5 for 42; Richards, 3 for 73, 1 touchdown; Dennison, 2 for 11; Young, 1 for 3; Newhouse, 1 for 2.

Cowboys 24, Saints 6

At New Orleans, September 19

DALLAS	3	14	7	0	-	24
NEW ORLEANS	0	0	0	6	-	6

Cowboys—FG Herrera 25
Cowboys—Laidlaw 10 run (Herrera kick)

Cowboys—Laidlaw 1 run (Herrera kick)
Cowboys—D. Pearson fumble recovery in end zone (Herrera kick)
Saints—Maxson 1 run (kick failed)
Attendance—61,413

Team Statistics

	Cowboys	Saints
First Downs	22	11
Net Yards Gained	423	163
Net Yards Rushing	198	69
Net Yards Passing	225	94
Passes	15-22	16-29
Passes Intercepted By	1	0
Punts-Average	3-36.0	8-38.8
Fumbles-Lost	5-4	1-0
Penalties-Yards	6-30	5-36

Rushing

Cowboys—Laidlaw, 17 for 71, 2 touchdowns; Dennison, 12 for 54; Young, 4 for 41; Newhouse, 5 for 20; Staubach, 2 for 13; D. White, 1 for minus-1.
Saints—Muncie, 13 for 50; Galbreath, 3 for 13; Scott, 1 for 8; Strachan, 1 for 3; Maxson, 1 for 1, 1 touchdown; Seal, 1 for minus-6.

Passing

Cowboys—Staubach, 15 of 22 for 239 yards.
Saints—Scott, 12 of 21 for 76 yards, 1 interception; Douglass, 4 of 8 for 59 yards.

Receiving

Cowboys—DuPree, 5 for 108; D. Pearson, 3 for 40; Laidlaw, 3 for 15; Richards, 2 for 51; Young, 1 for 19; Reece, 1 for 6.
Saints—Muncie, 6 for 36; Herrmann, 3 for 29; Galbreath, 3 for 10; Childs, 2 for 42; T. Owens, 1 for 13; Burton, 1 for 5.

Cowboys 30, Colts 27

At Dallas, September 26

BALTIMORE	7	7	3	10	-	27
DALLAS	0	7	10	13	-	30

Colts—Leaks 3 run (Linhart kick)
Cowboys—Richards 39 pass from D. Pearson (Herrera kick)
Colts—Jones 6 run (Linhart kick)
Cowboys—FG Herrera 27
Colts—FG Linhart 30
Cowboys—Richards 31 pass from Staubach (Herrera kick)
Cowboys—FG Herrera 18
Colts—McCauley 2 run (Linhart kick)
Cowboys—DuPree 38 pass from Staubach (Herrera kick)
Colts—FG Linhart 24
Cowboys—FG Herrera 32
Attendance—64,237

Team Statistics

	Colts	Cowboys
First Downs	25	21
Net Yards Gained	400	457
Net Yards Rushing	184	92
Net Yards Passing	216	365
Passes	13-31	23-29
Passes Intercepted By	0	0
Punts-Average	6-36.6	3-40.0
Fumbles-Lost	2-1	4-3
Penalties-Yards	7-55	8-65

Rushing

Colts—Mitchell, 27 for 115; Jones, 5 for 41, 1 touchdown; McCauley, 3 for 14, 1 touchdown; Leaks, 4 for 14, 1 touchdown.

Cowboys—Dennison, 17 for 58; Young, 7 for 26; Laidlaw, 5 for 6; Staubach, 1 for 2; Newhouse, 2 for 0.

Passing

Colts—Jones, 13 of 31 for 237 yards.
Cowboys—Staubach, 22 of 28 for 339 yards, 2 touchdowns; D. Pearson, 1 of 1 for 39 yards, 1 touchdown.

Receiving

Colts, McCauley, 5 for 86; Carr, 3 for 82; Doughty, 2 for 32; Chester, 1 for 23; Scott, 1 for 9; Leaks, 1 for 5.

Cowboys—D. Pearson, 5 for 87; DuPree, 5 for 85, 1 touchdown; Richards, 3 for 81, 2 touchdowns; P. Pearson, 3 for 56; Newhouse, 3 for 7; Dennison, 1 for 33; Young, 1 for 12.

Cowboys 28, Seahawks 13

At Seattle, October 3

DALLAS	0	14	7	7-28
SEATTLE	7	6	0	0-13
Seahawks—Testerman	9 pass from Zorn (Leyboldt kick)			
Seahawks—Largent	4 pass from Zorn (kick failed)			
Cowboys—D. Pearson	8 pass from Staubach (Herrera kick)			
Cowboys—Young	25 pass from Staubach (Herrera kick)			
Cowboys—Newhouse	24 run (Herrera kick)			
Cowboys—Dennison	1 run (Herrera kick)			
Attendance—62,027				

Team Statistics

	Cowboys	Seahawks
First Downs	25	19
Net Yards Gained	411	243
Net Yards Rushing	211	103
Net Yards Passing	200	140
Passes	14-20	19-41
Passes Intercepted By	1	1
Punts-Average	1-0.0	7-39.6
Fumbles-Lost	0-0	1-0
Penalties-Yards	5-45	6-84

Rushing

Cowboys—Newhouse, 19 for 120, 1 touchdown; Dennison, 11 for 49, 1 touchdown; Young, 4 for 34; Staubach, 4 for 5; Pearson, 7 for 3.

Seahawks—Testerman, 9 for 42; Nelson, 10 for 26; Zorn, 2 for 16; Engles, 1 for 15; Smith, 2 for 4.

Passing

Cowboys—Staubach, 14 of 20 for 200 yards, 2 touchdowns, 1 interception.

Seahawks—Zorn, 19 of 41 for 153 yards, 2 touchdowns, 1 interception.

Receiving

Cowboys—DuPree, 5 for 77; P. Pearson, 4 for 25; Young, 2 for 31, 1 touchdown; Richards, 1 for 53; D. Pearson, 1 for 8, 1 touchdown; Saldi, 1 for 6.

Seahawks—Testerman, 5 for 43, 1 touchdown; S. Smith, 4 for 31; Largent, 4 for 26, 1 touchdown; Nelson, 2 for 23; Howard, 2 for minus-3; McCullum, 1 for 19; Clune, 1 for 14.

Cowboys 24, Giants 14

At New York, October 10

DALLAS	7	10	0	7-24
NEW YORK	0	0	7	7-14
Cowboys—Newhouse	8 run (Herrera kick)			
Cowboys—D. Pearson	40 pass from Staubach (Herrera kick)			
Cowboys—FG	Herrera 24			
Giants—Robinson	30 pass from Morton (Danelo kick)			
Cowboys—Dennison	4 run (Herrera kick)			
Giants—Csonka	6 run (Danelo kick)			
Attendance—76,042				

Team Statistics

	Cowboys	Giants
First Downs	18	18
Net Yards Gained	331	292
Net Yards Rushing	163	139
Net Yards Passing	168	153
Passes	13-15	12-16
Passes Intercepted By	1	0
Punts-Average	4-36.5	5-36.2
Fumbles-Lost	0-0	2-0
Penalties-Yards	5-55	5-49

Rushing

Cowboys—Newhouse, 16 for 57, 1 touchdown; Young, 12 for 43; Dennison, 10 for 42, 1 touchdown; DuPree, 1 for 12; Laidlaw, 3 for 9.

Giants—Kotar, 13 for 59; Csonka, 12 for 53, 1 touchdown; Morton, 3 for 12; Bell, 2 for 7; White, 3 for 7.

Passing

Cowboys—Staubach, 13 of 15 for 178 yards, 1 touchdown.

Giants—Morton, 8 of 12 for 126 yards, 1 touchdown, 1 interception; Snead, 4 of 4 for 64 yards.

Receiving

Cowboys—D. Pearson, 4 for 88, 1 touchdown; Laidlaw, 3 for 29; Young, 2 for 28; DuPree, 2 for 19; Dennison, 1 for 7; Newhouse, 1 for 7.
Giants—Tucker, 5 for 74; Robinson, 3 for 67, 1 touchdown; Kotar, 2 for 28; Rhodes, 2 for 21.

Cardinals 21, Cowboys 17

At St. Louis, October 17

DALLAS0	10	0	7-17
ST. LOUIS0	7	7	7-21

Cowboys—DuPree 34 pass from Staubach (Herrera kick)
Cardinals—Gray 54 pass from Hart (Bakken kick)
Cowboys—FG Herrera 35
Cardinals—Metcalf 4 pass from Hart (Bakken kick)
Cardinals—Gray 17 pass from Hart (Bakken kick)
Cowboys—D. Pearson 11 pass from Staubach (Herrera kick)
Attendance—50,317

Team Statistics

	Cowboys	Cardinals
First Downs23	26
Net Yards Gained380	436
Net Yards Rushing151	90
Net Yards Passing229	346
Passes21-42	22-34
Passes Intercepted By2	1
Punts-Average6-43.7	5-30.4
Fumbles-Lost1-0	4-2
Penalties-Yards9-60	2-15

Rushing

Cowboys—Newhouse, 11 for 62; Dennison, 9 for 48; Young, 7 for 25; Staubach, 3 for 16.
Cardinals—Metcalf, 16 for 43; Jones, 19 for 33; Otis, 5 for 14.

Passing

Cowboys—Staubach, 21 of 42 for 250 yards, 2 touchdowns, 1 interception.
Cardinals—Hart, 22 of 33 for 346 yards, 3 touchdowns, 2 interceptions; Metcalf, 0 of 1.

Receiving

Cowboys—Laidlaw, 5 for 44; DuPree, 4 for 81, 1 touchdown; Richards, 4 for 42; D. Pearson, 2 for 35, 1 touchdown; P. Pearson, 2 for 23; Newhouse, 2 for 4; Young, 1 for 11; Dennison, 1 for 10.
Cardinals—Gray, 7 for 152, 2 touchdowns, Harris, 5 for 59; Metcalf, 4 for 65, 1 touchdown; Jones, 4 for 40; Cain, 2 for 30.

Cowboys 31, Bears 21

At Dallas, October 24

CHICAGO0	7	14	0-21
DALLAS3	14	7	7-31

Cowboys—FG Herrera 22
Cowboys—Staubach 4 run (Herrera kick)
Bears—Payton 1 run (Thomas kick)
Cowboys—D. Pearson 4 pass from Staubach (Herrera kick)
Cowboys—P. Pearson 15 pass from D. White (Herrera kick)
Bears—Hartenstine 12 interception return (Thomas kick)
Bears—Musso 2 run (Thomas kick)
Cowboys—P. Pearson 6 pass from D. White (Herrera kick)
Attendance—61,346

Team Statistics

	Bears	Cowboys
First Downs8	29
Net Yards Gained113	529
Net Yards Rushing93	241
Net Yards Passing20	288
Passes6-16	19-31
Passes Intercepted By2	0
Punts-Average9-41.3	4-37.2
Fumbles-Lost1-0	1-1
Penalties-Yards8-83	9-86

Rushing

Bears—Payton, 17 for 41, 1 touchdown; Harper, 4 for 27; Adamle, 3 for 19; Musso, 3 for 6, 1 touchdown; Avelini, 1 for 0.
Cowboys—Dennison, 14 for 62; Laidlaw, 12 for 56; P. Pearson, 9 for 48; Newhouse, 11 for 38; DuPree, 1 for 13; D. White, 3 for 13; Staubach, 3 for 6, 1 touchdown; Young, 2 for 5.

Passing

Bears—Avelini, 6 of 16 for 54 yards.
Cowboys—Staubach, 12 of 21 for 167 yards, 1 touchdown; D. White, 7 of 10 for 145 yards, 2 touchdowns, 2 interceptions.

Receiving

Bears—Musso, 2 for 11; Payton, 1 for 24; Scott, 1 for 7; Adamle, 1 for 6; Baschnagel, 1 for 6.
Cowboys—P. Pearson, 6 for 90, 2 touchdowns; D. Pearson, 6 for 64, 1 touchdown; Richards, 2 for 78; DuPree, 2 for 42; Laidlaw, 2 for 24; Newhouse, 1 for 9.

Cowboys 20, Redskins 7

At Washington, October 31

DALLAS7	0	10	3-20
WASHINGTON0	0	0	7-7

Cowboys—Dennison 7 run (Herrera kick)
Cowboys—Staubach 1 run (Herrera kick)
Cowboys—FG Herrera 37
Cowboys—FG Herrera 21
Redskins—Jefferson 7 pass from Theismann (Moseley kick)
Attendance—55,004

Team Statistics

	Cowboys	Redskins
First Downs	18	10
Net Yards Gained	253	146
Net Yards Rushing	135	88
Net Yards Passing	118	58
Passes	13-25	12-24
Passes Intercepted By	2	0
Punts-Average	8-33.1	9-35.2
Fumbles-Lost	2-0	3-1
Penalties-Yards	5-35	2-15

Rushing

Cowboys—Dennison, 21 for 49, 1 touchdown; Newhouse, 13 for 31; P. Pearson, 10 for 25; Laidlaw, 1 for 17; Staubach, 3 for 16, 1 touchdown; D. White, 1 for minus-3.

Redskins—Thomas, 12 for 41; Riggins, 5 for 21; Hill, 4 for 11; Theismann, 1 for 8; L. Brown, 1 for 7.

Passing

Cowboys—Staubach, 13 of 23 for 152 yards; D. White, 0 of 2.

Redskins—Kilmer, 9 of 16 for 87 yards, 1 interception; Theismann, 3 of 8 for 23 yards, 1 interception.

Receiving

Cowboys—Laidlaw, 5 for 42; D. Pearson, 3 for 32; P. Pearson, 2 for 44; Richards, 2 for 18; Newhouse, 1 for 16.

Redskins—Thomas, 3 for 14; Hill, 2 for 34; Grant, 2 for 23; Fugett, 2 for 18; Riggins, 1 for 8; Jefferson, 1 for 7, 1 touchdown; L. Brown, 1 for 6.

Cowboys 9, Giants 3

At Dallas, November 7

NEW YORK	3	0	0	0-3
DALLAS	3	0	0	6-9

Giants—FG Danelo 19
Cowboys—FG Herrera 22
Cowboys—FG Herrera 30
Cowboys—FG Herrera 20
Attendance—58,870

Team Statistics

	Giants	Cowboys
First Downs	18	12
Net Yards Gained	269	257
Net Yards Rushing	186	96
Net Yards Passing	83	161
Passes	9-16	13-25
Passes Intercepted By	1	1
Punts-Average	3-35.6	3-36.3
Fumbles-Lost	3-2	0-0
Penalties-Yards	3-35	4-25

Rushing

Giants—Csonka, 27 for 89; Kotar, 17 for 74; White, 5 for 17; Bell, 3 for 6; Mallory, 1 for 0.

Cowboys—Dennison, 7 for 26; P. Pearson, 4 for 19; Newhouse, 8 for 17; Staubach, 7 for 16; D. White, 1 for 8; DuPree, 1 for 6; Laidlaw, 2 for 4.

Passing

Giants—Morton, 9 of 16; 96 yards, 1 interception.

Cowboys—Staubach, 13 of 25, 161 yards, 1 interception

Receiving

Giants—Rhodes, 3 for 51; Bell, 3 for 19; Gillette, 1 for 10; Robinson, 1 for 10; Kotar, 1 for 6.

Cowboys—D. Pearson, 6 for 76; DuPree, 2 for 46; Laidlaw, 2 for 28; P. Pearson, 1 for 6; Newhouse, 1 for 4; Richards, 1 for 1.

Cowboys 17, Bills 10

At Dallas, November 15

BUFFALO	0	7	0	3-10
DALLAS	0	14	0	3-17

Cowboys—P. Pearson 2 run
(Herrera kick)

Bills—Gant 27 pass from Marangi
(Jakowenko kick)

Cowboys—D. Pearson 21 pass from Staubach (Herrera kick)

Cowboys—FG Herrera 43
Bills—FG Jakowenko 22

Attendance—51,779

Team Statistics

	Bills	Cowboys
First Downs	19	14
Net Yards Gained	264	228
Net Yards Rushing	161	63
Net Yards Passing	103	165
Passes	10-28	15-34
Passes Intercepted By	0	1
Punts-Average	11-44.1	10-39.9
Fumbles-Lost	4-0	3-1
Penalties-Yards	4-21	7-65

Rushing

Bills—Simpson, 24 for 78; Kinney, 15 for 77; Marangi, 3 for 6.

Cowboys—P. Pearson, 7 for 29; Laidlaw, 7 for 21; Dennison, 7 for 9; Staubach, 4 for 4; Young, 1 for 0.

Passing

Bills—Marangi, 10 of 28 for 132 yards, 1 touchdown, 1 interception.

Cowboys—Staubach, 15 of 34 for 202 yards, 1 touchdown.

Receiving

Bills—Chandler, 5 for 63; Gant, 2 for 51, 1 touchdown; Simpson, 2 for 10; Seymour, 1 for 8.

Cowboys—D. Pearson, 9 for 135, 1 touchdown; Laidlaw, 2 for 17; P. Pearson, 1 for 25; Richards, 1 for 17; DuPree, 1 for 6; Young, 1 for 2.

Falcons 17, Cowboys 10

At Atlanta, November 21

DALLAS	7	0	3	0-10
ATLANTA	0	0	0	17-17
Cowboys—Laidlaw	16 run (Herrera kick)			
Cowboys—FG Herrera	23			
Falcons—FG Mike-Mayer	21			
Falcons—Esposito	35 run (Mike-Mayer kick)			
Falcons—Hunter	1 run (Mike-Mayer kick)			
Attendance	—54,992			

Team Statistics

	Cowboys	Falcons
First Downs	15	13
Net Yards Gained	307	230
Net Yards Rushing	182	141
Net Yards Passing	125	89
Passes	13-28	8-20
Passes Intercepted By	1	3
Punts-Average	6-36.8	8-48.5
Fumbles-Lost	1-1	1-1
Penalties-Yards	8-70	4-39

Rushing

Cowboys—Laidlaw, 15 for 88, 1 touchdown; P. Pearson, 16 for 61; DuPree, 2 for 16; D. Pearson, 1 for 11; Newhouse, 2 for 6.

Falcons—Esposito, 13 for 82, 1 touchdown; Stanback, 8 for 24; Collins, 15 for 17; Pritchett, 2 for 8; Bean, 1 for 6; Hunter, 4 for 4, 1 touchdown.

Passing

Cowboys—Staubach, 13 of 28 for 157 yards, 3 interceptions.

Falcons—Hunter, 8 of 20 for 99 yards, 1 interception.

Receiving

Cowboys—P. Pearson, 4 for 47; Laidlaw, 4 for 39; DuPree, 2 for 32; D. Pearson, 2 for 25; Johnson, 1 for 14.

Falcons—Jenkins, 3 for 60; Esposito, 3 for 19; Gilliam, 2 for 20.

Cowboys 19, Cardinals 14

At Dallas, November 25

ST. LOUIS	0	7	0	7-14
DALLAS	7	7	0	5-19
Cowboys—Laidlaw	2 pass from Staubach (Herrera kick)			
Cardinals—Jones	5 run (Bakken kick)			
Cowboys—Staubach	4 run (Herrera kick)			
Cowboys—FG Herrera	42			
Cowboys—Safety, Henderson	blocked punt out of end zone			
Cardinals—Gray	19 pass from Hart (Bakken kick)			
Attendance	—62,498			

Team Statistics

	Cardinals	Cowboys
First Downs	24	16
Net Yards Gained	377	295
Net Yards Rushing	128	169
Net Yards Passing	249	126
Passes	20-46	11-22
Passes Intercepted By	2	2
Punts-Average	5-40.7	5-36.6
Fumbles-Lost	3-0	1-1
Penalties-Yards	5-59	9-56

Rushing

Cardinals—Jones, 8 for 39, 1 touchdown; Morris, 7 for 35; Otis, 8 for 24; Metcalf, 6 for 22; Wehrli, 1 for 8; Joyce, 1 for 0.

Cowboys—Staubach, 7 for 54; P. Pearson, 15 for 48; Laidlaw, 10 for 39; Newhouse, 5 for 18; Dennison, 3 for 9; DuPree, 1 for 1.

Passing

Cardinals—Hart, 20 of 46 for 259 yards, 1 touchdown, 2 interceptions.

Cowboys—Staubach, 10 of 21 for 83 yards, 1 touchdown, 2 interceptions; D. White, 1 of 1 for 43 yards.

Receiving

Cardinals—Harris, 6 for 113; Gray, 6 for 89, 1 touchdown; Tilley, 2 for 19; Jones, 2 for 11; Metcalf, 2 for 10; Cain, 1 for 12; Morris, 1 for 5.

Cowboys—DuPree, 3 for 46; D. Pearson, 3 for 28; Laidlaw, 3 for 4, 1 touchdown; Barnes, 1 for 43; Newhouse, 1 for 5.

Cowboys 26, Eagles 7

At Philadelphia, December 5

DALLAS	9	3	7	7-26
PHILADELPHIA	0	7	0	0-7
Cowboys—Dennison	2 run (Herrera kick)			
Cowboys—Safety, Kyle	blocked punt out of end zone			
Eagles—Smith	20 pass from Gabriel (Muhlmann kick)			
Cowboys—FG Herrera	21			
Cowboys—Johnson	7 pass from Staubach (Herrera kick)			
Cowboys—Newhouse	10 run (Herrera kick)			
Attendance	—55,072			

Team Statistics

	Cowboys	Eagles
First Downs	22	13
Net Yards Gained	365	176
Net Yards Rushing	117	134
Net Yards Passing	248	42
Passes	23-40	12-28
Passes Intercepted By	0	0
Punts-Average	8-39.6	10-30.7
Fumbles-Lost	2-1	1-0
Penalties-Yards	9-105	7-58

Rushing

Cowboys—Newhouse, 12 for 48, 1 touchdown; Dennison, 17 for 40, 1 touchdown; Staubach, 3 for 20; Laidlaw, 3 for 9.

Eagles—Hogan, 16 for 68; Hampton, 11 for 47; Sullivan, 3 for 18; Gabriel, 1 for 1.

Passing

Cowboys—Staubach, 23 of 40 for 259 yards, 1 touchdown.

Eagles—Gabriel, 11 of 27 for 84 yards, 1 touchdown; Jones, 1 of 1 for minus-4 yards.

Receiving

Cowboys—D. Pearson, 7 for 99; Du-Pree, 6 for 96; Newhouse, 3 for 20; Dennison, 3 for 6; Young, 2 for 28; Johnson, 2 for 10, 1 touchdown.

Eagles—Carmichael, 3 for 37; Hogan, 3 for 10; Hampton, 2 for 1; Smith, 1 for 20, 1 touchdown; C. Young, 1 for 11; Sullivan, 1 for 5; Lemaster, 1 for minus-4.

Redskins 27, Cowboys 14

At Dallas, December 12

WASHINGTON . . . 0 10 3 14 - 27
DALLAS 0 7 7 0 - 14

Redskins—FG Moseley 25

Cowboys—Dennison 12 run (Herrera kick)

Redskins—Fugett 6 pass from Kilmer (Moseley kick)

Cowboys—Johnson 43 pass from Staubach (Herrera kick)

Redskins—FG Moseley 27

Redskins—Hill 15 run (Moseley kick)

Redskins—Riggins 3 run (Moseley kick)

Attendance—59,916

Team Statistics

	Redskins	Cowboys
First Downs	24	10
Net Yards Gained	359	203
Net Yards Rushing	184	149
Net Yards Passing	175	54
Passes	14-30	5-22
Passes Intercepted By	2	2
Punts-Average	6-41.3	8-37.7
Fumbles-Lost	2-2	2-2
Penalties-Yards	7-64	4-25

Rushing

Redskins—Riggins, 23 for 95, 1 touchdown; Thomas, 20 for 66; Hill, 3 for 24, 1 touchdown; Kilmer, 1 for minus 1.

Cowboys—Dennison, 18 for 76, 1 touchdown; Staubach, 6 for 32; Newhouse, 10 for 23; Young, 2 for 18.

Passing

Redskins—Kilmer, 14 of 30 for 199 yards, 1 touchdown, 2 interceptions.

Cowboys—Staubach, 5 of 22 for 91 yards, 1 touchdown, 2 interceptions.

Receiving

Redskins—Thomas, 7 for 89; Fugett, 3 for 43, 1 touchdown; Grant, 2 for 31; Jefferson, 1 for 19; Riggins, 1 for 17.

Cowboys—Johnson, 2 for 60, 1 touchdown; D. Pearson, 2 for 19; Newhouse, 1 for 12.

1976 Team Statistics

	DALLAS	OPP.
TOTAL FIRST DOWNS	269	246
Rushing	111	113
Passing	140	111
Penalty	18	22
Third Down Efficiency .98/220		81/213
TOTAL NET YARDS	4884	3730
Avg. Per Game	348.9	266.4
Total Plays	958	919
Avg. Per Play	5.1	4.1
NET YARDS RUSHING	2147	1821
Avg. Per Game	153.4	130.1
Total Rushes	538	484
Avg. Per Rush	4.0	3.8
NET YARDS PASSING	2737	1909
Avg. Per Game	195.5	136.4
Tackled/Yards Lost	30/230	44/327
Gross Yards	2967	2236
Attempts/Completions 390/222		391/187
Pct. of Completions	56.9	47.8
Had Intercepted	13	16
PUNTS/AVERAGE	72/38.0	92/40.0
NET PUNTING AVERAGE	30.3	30.3
PUNT RETURNS/AVG.	45/10.9	28/9.0
KICKOFF RETURNS/AVG. 42/24.5		62/20.6
MISC. RETURN/AVG.	1/17.0	3/15.0
INTERCEPTS/AVG. RET.	16/8.3	13/11.9
PENALTIES/YARDS	94/761	71/643
FUMBLES/BALL LOST	26/16	32/12
TOUCHDOWNS	34	25
Rushing	16	12
Passing	17	12
Returns	1	1
EXTRA POINTS/ATMPTS.	34/34	23/25
FIELD GOALS/ATMPTS.	18/23	7/12
TOTAL POINTS	296*	194

*Includes Safeties vs. St. Louis & Philadelphia.

Dallas Cowboys Final 1976 Statistics

RESULTS AND ATTENDANCE (11-3)

(W) 27 PHILADELPHIA ... (54,052) 7
(W) 24 @ New Orleans ... (61,413) 6
(W) 30 BALTIMORE ... (64,237) 27
(W) 28 @ Seattle ... (62,027) 13
(W) 24 @ New York Giants (76,042) 14
(L) 17 @ St. Louis ... (50,317) 21
(W) 31 CHICAGO ... (61,346) 21
(W) 20 @ Washington ... (55,004) 7
(W) 9 NEW YORK GIANTS (58,870) 3
(W) 17 BUFFALO ... (51,779) 10
(L) 10 @ Atlanta ... (54,992) 17
(W) 19 ST. LOUIS ... (62,498) 14
(W) 26 @ Philadelphia ... (55,072) 7
(L) 14 WASHINGTON ... (59,916) 27

SCORE BY QUARTERS

COWBOYS ... 49 117 65 65 - 296
Opponents ... 17 58 34 85 - 194

FIELD GOALS

	1-19	20-29	30-39	40-49	50+
Herrera ... 1-1 8-8 6-8 3-5 0-1					
Total ... 1-1 8-8 6-8 3-5 0-1					
Opp. Total ... 1-1 5-5 1-2 0-3 0-1					
Herrera: (37,46); (25); (37,18,32); (50B, 39M); (24,44M); (35); (22); (37,21); (22, 30,20); (31M,43); (23); (41M,42); (21); (-).					

INTERCEPTIONS

Player	No.	Yds.	Avg.	Lg.	TD
Washington ... 4	49	12.3	22	0	0
Harris ... 3	32	10.7	29	0	0
Renfro ... 3	23	7.7	23	0	0
Waters ... 3	6	2.0	5	0	0
Barnes ... 1	23	23.0	23	0	0
Hughes ... 1	0	0.0	0	0	0
Martin ... 1	0	0.0	0	0	0
Total ... 16	133	8.3	29	0	0
Opp. Total ... 13	155	11.9	37	1	1

RECEIVING

Player	No.	Yds.	Avg.	Lg.	TD
Pearson ... 58	806	13.9	140	6	6
DuPree ... 42	680	16.2	138	2	2
Laidlaw ... 38	325	8.6	26	1	1
Pearson, P. ... 23	316	13.7	30	2	2
Richards ... 19	414	21.8	56	3	3
Newhouse ... 15	86	5.7	16	0	0
Young ... 11	134	12.2	125	1	1
Dennison ... 8	67	8.4	33	0	0
Johnson ... 5	84	16.8	143	2	2
Barnes ... 1	43	43.0	43	0	0
Reece ... 1	6	6.0	6	0	0
Saldi ... 1	6	6.0	6	0	0
Total ... 222	2967	13.4	56	17	17
Opp. Total ... 187	2236	12.0	54	12	12

PASSING

Player	Att.	Comp.	Yds.	Pct.	Avg.	TD	Pct. TD	Int.	Pct. Int.	Lg.	Lost/Att.	Rating
Staubach ... 369	208	2715	56.4	7.36	14	3.8	11	3.0	53	29/215	79.9	
White, D. ... 20	13	213	65.0	10.65	2	10.0	2	10.0	56	1/15	94.4	
Pearson, D. ... 1	1	39	100.0	39.00	1	100.0	0	0.0	139	0/0	-	
Total ... 390	222	2967	56.9	6.52	17	4.4	13	3.3	56	30/230	82.1	
Opp. Tot. ... 391	187	2236	47.8	5.72	12	3.1	16	4.1	54	44/327	59.0	

*Includes safeties vs. St. Louis and Philadelphia.

RUSHING

Player	Att.	Yds.	Avg.	Lg.	TD
Dennison ... 153	542	3.5	14	6	6
Newhouse ... 116	450	3.9	t24	3	3
Laidlaw ... 94	424	4.5	28	3	3
Pearson, P. ... 68	233	3.4	21	1	1
Young ... 48	208	4.3	24	0	0
Staubach ... 43	184	4.3	18	3	3
DuPree ... 7	50	7.1	13	0	0
Pearson, D. ... 2	20	10.0	11	0	0
Saldi ... 1	19	19.0	19	0	0
White, D. ... 6	17	2.8	14	0	0
Total ... 538	2147	4.0	28	16	16
Opp. Total ... 484	1821	3.8	35	12	12

PUNTING

Player	No.	Yds.	Avg.	TB	In 20	Lg.
White, D. ... 70	2690	38.4	12	13	54	54
Herrera ... 2	49	24.5	0	2	27	27
Total ... 72	2739	38.0	12	15	54	54
Opp. Total ... 92	3681	40.0	14	16	58	58

PUNT RETURNS

Player	No.	FC	Yds.	Avg.	Lg.	TD
Johnson ... 45	11	489	10.9	55	0	0
Waters ... 0	1	0	0.0	0	0	0
Total ... 45	12	489	10.9	55	0	0
Opp. Total ... 28	9	252	9.0	59	0	0

KICKOFF RETURNS

Player	No.	Yds.	Avg.	Lg.	TD
Johnson ... 28	693	24.8	74	0	0
Jensen ... 13	313	24.1	35	0	0
Saldi ... 1	9	9.0	9	0	0
Henderson ... 0	12	-	L12	0	0
Total ... 42	1027	24.5	74	0	0
Opp. Total ... 62	1275	20.6	35	0	0

SCORING

Player	TDR	TDP	TDR%	FG	PAT	TP
Herrera ... 0	0	0	18-23	34-34	88	88
Pearson, D. ... 0	6	1	0-0	0-0	42	42
Dennison ... 6	0	0	0-0	0-0	36	36
Laidlaw ... 3	1	0	0-0	0-0	24	24
Newhouse ... 3	0	0	0-0	0-0	18	18
Pearson, P. ... 1	2	0	0-0	0-0	18	18
Richards ... 0	3	0	0-0	0-0	18	18
Staubach ... 3	0	0	0-0	0-0	18	18
DuPree ... 0	2	0	0-0	0-0	12	12
Johnson ... 0	2	0	0-0	0-0	12	12
Young ... 0	1	0	0-0	0-0	6	6
Total ... 16	17	1	18-23	34-34	296*	296*
Opp. Total ... 12	12	1	7-12	23-25	194	194

Divisional Playoff

DALLAS, Dec. 19 — The Cowboys' injury-riddled offense was sputtering when it came time to meet Los Angeles in the first round of the post-season playoffs, and the Rams came through with a 14-12 victory to end the year for Dallas.

Despite two blocked punts and a pass interception by Charlie Waters, and two interceptions by Benny Barnes, the Rams were the ones who scraped up enough firepower to win.

Dallas took the early lead on Efen Herrera's 44-yard field goal in the first quarter, but short Los Angeles touchdown runs by Pat Haden and Lawrence McCutcheon, sandwiched around a one-yard scoring plunge by the Cowboys' Scott Laidlaw, were enough to make the difference.

A meaningless safety at the end of the game, when Los Angeles punter Randy Jackson remained in the end zone as the clock ran out, provided the final two-point margin.

The Cowboys' last hope for victory died when Roger Staubach passed to Billy Joe DuPree on fourth-and-10 from the Rams' 17 with 1:37 left, and Billy Joe was held to a nine-yard gain.

RAMS 14, COWBOYS 12

At Dallas, Dec. 19

Los Angeles . . .	0	7	0	7 — 14
Dallas	3	7	0	2 — 12
Cowboys — FG Herrera 44				
Rams — Haden 4 run (Dempsey kick)				
Cowboys — Laidlaw 1 run (Herrera kick)				
Rams — McCutcheon 1 run (Dempsey kick)				
Cowboys — Safety R. Jackson tackled in end zone				
Attendance — 62,436				

TEAM STATISTICS

	Rams	Cowboys
First Downs	17	14
Net Yards Gained	250	211
Net Yards Rushing	120	85
Net Yards Passing	130	126
Passes	10-21	15-37
Passes Intercepted By	3	3
Punts-Average	9-28.1	6-38.6
Fumbles-Lost	0-0	3-1
Penalties-Yards	8-94	6-34

RUSHING

Rams — McCutcheon, 21 for 58, 1 touchdown; Cappelletti, 19 for 54; Haden, 8 for 16; R. Jackson, 1 for minus-8.

Cowboys — P. Pearson, 13 for 43; Newhouse, 9 for 25; Staubach, 2 for 8; D. Pearson, 1 for 4; Dennison, 1 for 3; Laidlaw, 2 for 2, 1 touchdown.

PASSING

Rams — Haden, 10 of 21 for 152 yards, 3 interceptions.

Cowboys — Staubach, 15 of 37 for 150 yards, 3 interceptions.

RECEIVING

Rams — H. Jackson, 6 for 116; Cappelletti, 2 for 15; Klein, 1 for 9; McCutcheon, 1 for 9.

Cowboys — P. Pearson, 6 for 41; D. Pearson, 3 for 38; DuPree, 3 for 34; Newhouse, 2 for 19; Johnson, 1 for 18.



1976 NFL FINAL STANDINGS

NFC

EASTERN DIVISION

Team	W	L	T	Pct.	Pts.	OP
*Cowboys	11	3	0	.786	296	194
‡Redskins	10	4	0	.714	291	217
Cardinals	10	4	0	.714	309	267
Eagles	4	10	0	.286	165	286
Giants	3	11	0	.214	170	250

CENTRAL DIVISION

*Vikings	11	2	1	.821	305	176
Bears	7	7	0	.500	253	216
Lions	6	8	0	.429	262	220
Packers	5	9	0	.357	218	299

WESTERN DIVISION

*Rams	10	3	1	.750	351	190
49ers	8	6	0	.571	270	190
Falcons	4	10	0	.286	172	312
Saints	4	10	0	.286	253	346
Seahawks	2	12	0	.143	229	429

DIVISIONAL PLAYOFFS

Vikings 35, Redskins 30
Rams 14, Cowboys 12

CONFERENCE CHAMPIONSHIP

Vikings 24, Rams 13

AFC

EASTERN DIVISION

Team	W	L	T	Pct.	Pts.	OP
*Colts	11	3	0	.786	417	246
‡Patriots	11	3	0	.786	376	236
Dolphins	6	8	0	.429	263	264
Jets	3	11	0	.214	169	383
Bills	2	12	0	.143	245	363

CENTRAL DIVISION

*Steelers	10	4	0	.714	342	138
Bengals	10	4	0	.714	335	210
Browns	9	5	0	.643	267	287
Oilers	5	9	0	.357	222	273

WESTERN DIVISION

*Raiders	13	1	0	.929	350	237
Broncos	9	5	0	.643	315	206
Chargers	6	8	0	.429	248	285
Chiefs	5	9	0	.357	290	376
Buccaneers	0	14	0	.000	125	412

DIVISIONAL PLAYOFFS

Raiders 24, Patriots 21
Steelers 40, Colts 14

CONFERENCE CHAMPIONSHIP

Raiders 24, Steelers 7

*Division Winner
‡Wild Card for Playoffs

SUPER BOWL XI
Raiders 32, Vikings 14

AFC-NFC PRO BOWL
AFC 24, NFC 14



THE RECORDS

JERRY TUBBS (Circa 1960)

Cowboys All-Time Leaders

RUSHING

Player	Att.	Yds.	Avg.	Long	TD
1. Perkins, Don (1961-68)	1,500	6,217	4.1	59	42
2. Hill, Calvin (1969-74)	1,166	5,009	4.3	55	39
3. Garrison, Walt (1966-74)	899	3,886	4.3	41	30
4. Newhouse, Robert (1972-76)	561	2,433	4.3	54	10
5. Marsh, Amos (1961-64)	427	2,065	4.8	71	14
6. Reeves, Dan (1965-72)	535	1,990	3.7	67	25
7. Staubach, Roger (1969-76)	280	1,739	6.2	31	16
8. Thomas, Duane (1970-71)	326	1,596	4.9	56	16

PASSING

Player	Att.	Comp.	Pct.	Yds.	TD	Int.	Rating
1. Staubach, R. (1969-76)	1,723	977	56.7	13,304	83	73	80.0
2. Morton, C. (1965-74)	1,308	685	52.4	10,279	80	73	75.5
3. Meredith, D. (1960-68)	2,308	1,170	50.7	17,199	135	111	74.7
4. LeBaron, E. (1960-63)	692	359	51.9	5,331	45	52	67.8

RECEIVING

Player	No.	Yds.	Avg.	Long	TD
1. Hayes, Bob (1965-74)	365	7,295	20.0	95	71
2. Clarke, Frank (1960-67)	281	5,214	18.6	80	50
3. Pearson, Drew (1973-76)	188	3,103	16.5	50	18
4. Rentzel, Lance (1967-70)	183	3,521	19.2	86	31
5. Garrison, Walt (1966-74)	182	1,794	9.9	53	9
6. Howton, Billy (1960-63)	161	2,368	14.7	69	17
7. Perkins, Don (1961-68)	146	1,310	9.0	39	3
8. Hill, Calvin (1969-74)	139	1,359	9.8	39	6
9. Reeves, Dan (1965-72)	129	1,693	13.1	60	17
10. Norman, Pettis (1963-70)	124	1,672	13.5	49	14

PUNTING

Player	No.	Avg.	Long	Blk.
1. Baker, Sam (1962-63)	128	45.1	72	0
2. Sherer, Dave (1960)	57	42.5	67	1
3. Widby, Ron (1968-71)	247	41.8	84	2
4. Lothridge, Billy (1964)	62	40.3	75	1
4. Villanueva, Danny (1965-67)	192	40.3	58	1
6. Carrell, Duane (1974)	40	39.8	59	0
7. Hoopes, Mitch (1975)	68	39.4	55	1
8. Bateman, Marv (1972-74)	139	39.3	62	2
9. White, Danny (1976)	70	38.4	54	2
10. Green, Allen (1961)	61	36.7	53	1

INTERCEPTIONS

Player	No.	Yds.	Avg.	Long	TD
1. Renfro, Mel (1964-76)	50	598	12.0	90	3
2. Green, Cornell (1962-74)	34	552	16.2	59	2
3. Jordan, Lee Roy (1963-76)	32	472	14.8	49	3
4. Waters, Charlie (1970-76)	26	413	15.9	56	2
5. Howley, Chuck (1961-73)	24	395	16.5	58	2
6. Bishop, Don (1960-65)	22	364	16.5	57	0
7. Gaechter, Mike (1962-69)	21	420	20.0	100	1
8. Harris, Cliff (1970-76)	18	213	11.8	60	1
9. Tubbs, Jerry (1960-67)	15	176	11.7	44	0

PUNT RETURNS (Min. 40 Returns)

Player	No.	Yds.	Avg.	Long	TD
1. Hayes, Bob (1965-74)	104	1,158	11.1	90	3
2. Johnson, Butch (1976)	45	489	10.9	55	0
3. Richards, Golden (1973-76)	62	501	8.1	46	1
4. Renfro, Mel (1964-76)	109	842	7.7	69	1
5. Harris, Cliff (1970-76)	65	420	6.5	35	0

KICKOFF RETURNS (Min. 40 Returns)

Player	No.	Yds.	Avg.	Long	TD
1. Renfro, Mel (1964-76)	85	2,246	26.4	100	2
2. Harris, Cliff (1970-76)	63	1,622	25.7	77	0
3. Marsh, Amos (1961-64)	65	1,561	24.0	101	1
4. Garrison, Walt (1966-74)	41	813	19.8	36	0

SCORING

Player	TD	PAT	FG	Total
1. Hayes, Bob (1965-74)	76	—	—	456
2. Clark, Mike (1968-71, 1973)	—	180	69	387
3. Fritsch, Toni (1971-73, 1975)	—	119	66	317
4. Clarke, Frank (1960-67)	51	—	—	306
5. Perkins, Don (1961-68)	45	—	—	270
5. Hill, Calvin (1969-74)	45	—	—	270
7. Villanueva, Danny (1965-67)	—	134	42	260
8. Reeves, Dan (1965-72)	42	1 (run)	—	253

FIELD GOALS

Player	Att.	Made	Pct.	Long
1. Clark, Mike (1968-71, 1973)	119	69	.580	50
2. Fritsch, Toni (1971-73, 1975)	107	66	.617	54
3. Villanueva, Danny (1965-67)	81	42	.519	41
4. Herrera, Efren (1974, 1976)	36	26	.722	46
5. Baker, Sam (1962-63)	47	23	.489	53
6. Van Raaphorst, Dick (1964)	29	14	.483	43
7. Cone, Fred (1960)	13	6	.462	45
8. Bielski, Dick (1961)	9	6	.667	42
9. Percival, Mac (1974)	8	2	.250	33

Individual Season Records

RUSHING

Most Yards Gained	1,142	— Calvin Hill	1973
Most Carries	273	— Calvin Hill	1973
Best Avg. (Min. 50 carries)	5.6	— Amos Marsh	1962
Most Touchdowns	11	— Duane Thomas	1971

PASSING

Most Attempts	369	— Roger Staubach	1976
Most Completions	208	— Roger Staubach	1976
Most Yards Gained	2,805	— Don Meredith	1966
Most Touchdowns	24	— Don Meredith	1966
Best Percentage	62.6	— Roger Staubach	1973
Best Avg. Gain Per Attempt	8.9	— Roger Staubach	1971
Most Interceptions	25	— Eddie LeBaron	1960
Poorest Percentage	37.7	— Don Heinrich	1960

RECEIVING

Most Receptions	65	— Frank Clarke	1964
Most Yards Gained	1,232	— Bob Hayes	1966
Most Touchdowns	14	— Frank Clarke	1962
Best Avg. (Min. 14 receptions)	26.1	— Bob Hayes (34 receptions)	1970

SCORING

Most Points	107	— Danny Villanueva	1966
Most Touchdowns	16	— Dan Reeves	1966
Most PATs	56	— Danny Villanueva	1966
Most Field Goals	22	— Toni Fritsch	1975
Most PAT Attempts	56	— Danny Villanueva	1966
Most FG Attempts	36	— Mike Clark	1969
		Toni Fritsch	1972

DEFENSE

Most Unassisted Tackles	100	— Lee Roy Jordan	1975
Most Assisted Tackles	101	— Jerry Tubbs	1960
Most Tackles, Combined	163	— Lee Roy Jordan	1973
Most Intercepted Passes	10	— Mel Renfro	1969
Most Yds. Ret. Int. Passes	211	— Cornell Green (seven int.)	1963
Most Kickoff Returns	40	— Mel Renfro	1964
Most Yds. on Kickoff Returns	1,017	— Mel Renfro	1964
Most Punt Returns	45	— Butch Johnson	1976
Most Yards Punt Returns	489	— Butch Johnson	1976

Cowboys Leaders By Years

Year	Player	RUSHING					TD	NFL/ NFC Rank
		Att.	Yds.	Avg.	Long			
1960	Dupre, L. G.	104	362	3.5	18	3	20	
1961	*Perkins, Don	200	815	4.1	47	4	6	
1962	Perkins, Don	222	945	4.3	35	7	5	
1963	Perkins, Don	149	614	4.1	19	7	10	
1964	Perkins, Don	174	768	4.4	59	6	5	
1965	Perkins, Don	177	690	3.9	43	0	7	
1966	Reeves, Dan	175	757	4.3	67	8	6	
1967	Perkins, Don	201	823	4.1	30	6	6	
1968	Perkins, Don	191	836	4.4	28	4	6	
1969	*Hill, Calvin	204	942	4.6	55	8	2	
1970	*Thomas, Duane	151	803	5.3	47	5	8/5	
1971	Thomas, Duane	175	793	4.5	56	11	11/7	
1972	Hill, Calvin	245	1,036	4.2	26	6	7/3	
1973	Hill, Calvin	273	1,142	4.2	21	6	3/2	
1974	Hill, Calvin	185	844	4.6	27	7	8/3	
1975	Newhouse, Robert	209	930	4.4	29	2	9/4	
1976	Dennison, Doug	153	542	3.5	14	6	35/18	

Year	Player	Att.	PASSING			TD	Int.	Rating	NFL/ NFC Rank
			Comp.	Pct.	Yds.				
1960	LeBaron, E.	225	111	49.3	1,736	12	25	53.4	8
1961	LeBaron, E.	236	120	50.8	1,741	14	16	66.5	9
1962	LeBaron, E.	166	95	57.2	1,436	16	9	95.3	3
1963	Meredith, D.	310	167	53.9	2,381	17	18	73.2	10
1964	Meredith, D.	323	158	48.9	2,143	9	16	67.3	15
1965	Meredith, D.	305	141	46.2	2,415	22	13	79.7	8
1966	Meredith, D.	344	177	51.5	2,805	24	12	87.7	4
1967	Meredith, D.	255	128	50.2	1,834	16	16	68.6	8
1968	Meredith, D.	309	171	55.3	2,500	21	12	88.3	2
1969	Morton, C.	302	162	53.6	2,619	21	15	85.4	5
1970	Morton, C.	207	102	49.3	1,819	15	7	89.7	5/4
1971	Staubach, R.	211	126	59.7	1,882	15	4	104.8	1/1
1972	Morton, C.	339	185	54.6	2,396	15	21	65.9	15/7
1973	Staubach, R.	286	179	62.6	2,428	23	15	94.6	1/1
1974	Staubach, R.	360	190	52.8	2,552	11	15	68.5	14/7
1975	Staubach, R.	348	198	56.9	2,666	17	16	78.6	8/2
1976	Staubach, R.	369	208	56.4	2,715	14	11	79.9	8/5

Year	Player	No.	RECEIVING			TD	NFL/ NFC Rank
			Yds.	Avg.	Long		
1960	Doran, Jim	31	554	17.9	75	3	21
1961	Howton, Billy	56	785	14.0	53	4	6
1962	Howton, Billy	49	706	14.4	69	6	15
1963	Clarke, Frank	43	833	19.4	75	10	3
1964	Clarke, Frank	65	973	15.0	49	5	3
1965	*Hayes, Bob	46	1,003	21.8	82	12	13
1966	Hayes, Bob	64	1,232	19.3	95	13	4
1967	Rentzel, Lance	58	996	17.2	74	8	6
1968	Rentzel, Lance	54	1,009	18.7	65	6	3
1969	Rentzel, Lance	43	960	22.3	75	12	20
1970	Hayes, Bob	34	889	26.1	89	10	45/26
1971	Garrison, Walt	40	396	9.9	36	1	23/10
1972	Hill, Calvin	43	364	8.5	33	3	18/9
1973	Hill, Calvin	32	290	9.1	29	0	36/21
1974	Pearson, Drew	62	1,087	17.9	50	2	3/2
1975	Pearson, Drew	46	822	17.9	46	8	16/9
1976	Pearson, Drew	58	806	13.9	40	6	4/1

*Rookie

Year	Player	PUNTING			Long	Had Blocked	NFL/ NFC
		No.	Avg.	Rank			
1960	Sherer, Dave	57	42.5	67	1	7	
1961	*Green, Allen	61	36.7	53	1	14	
1962	Baker, Sam	57	45.4	72	0	3	
1963	Baker, Sam	71	44.2	64	0	7	
1964	*Lothridge, Billy	62	40.3	75	1	15	
1965	Villanueva, Danny	60	41.8	58	0	10	
1966	Villanueva, Danny	65	39.2	58	1	13	
1967	Villanueva, Danny	67	40.4	57	0	9	
1968	Widby, Ron	59	40.9	84	0	5	
1969	Widby, Ron	63	43.3	62	0	2	
1970	Widby, Ron	69	41.3	59	1	10/2	
1971	Widby, Ron	56	41.6	59	1	8/3	
1972	*Bateman, Marv	51	38.2	61	0	24/13	
1973	Bateman, Marv	55	41.6	62	2	11/7	
1974	*Carrell, Duane	40	39.8	59	0	11/5	
1975	*Hoopess, Mitch	68	39.4	55	1	16/9	
1976	*White, Danny	70	38.4	54	2	20/9	

Year	Player	TD	PAT	FG	Tot.	NFL/ NFC
						Rank
1960	Cone, Fred	0	21	6	39	27
1961	Clarke, Frank	9	0	0	54	22
1962	Baker, Sam	0	50	14	92	6
1963	Baker, Sam	0	38	9	65	14
1964	*VanRaaphorst, Dick	0	28	14	70	13
1965	Villanueva, Danny	0	37	16	85	10
1966	Villanueva, Danny	0	56	17	107	2
1967	Hayes, Bob	11	0	0	66	16
1968	Clark, Mike	0	54	17	105	2
1969	Clark, Mike	0	43	20	103	2
1970	Clark, Mike	0	35	18	89	12/8
1971	Clark, Mike	0	47	13	86	13/7
1972	Fritsch, Toni	0	36	21	99	7/3
1973	Fritsch, Toni	0	43	18	97	11/7
1974	*Herrera, Efren	0	33	8	57	26/9
1975	Fritsch, Toni	0	38	22	104	3/2
1976	Herrera, Efren	0	34	18	88	6/4

Year	Player	No.	Yds.	Avg.	Long	TD	NFL/ NFC
							Rank
1960	Franckhauser, Tom	26	526	20.2	46	0	19
1961	*Marsh, Amos	26	667	25.7	79	0	13
1962	Marsh, Amos	29	725	25.0	101	1	10
1963	*Stiger, Jim	18	432	24.0	66	0	12
1964	*Renfro, Mel	40	1,017	25.4	65	0	7
1965	Renfro, Mel	21	630	30.0	100	1	4
1966	Renfro, Mel	19	487	25.6	87	1	9
1967	Garrison, Walt	20	366	18.3	36	0	23
1968	Baynham, Craig	23	590	25.7	40	0	7
1969	*Flowers, Richmond	11	283	25.7	30	0	29
1970	*Thomas, Duane	19	416	21.9	33	0	23/10
1971	Harris, Cliff	29	823	28.4	77	0	4/4
1972	Harris, Cliff	26	615	23.7	44	0	23/11
1973	**Montgomery, Mike	6	175	29.2	63	0	DNQ
1974	*Morgan, Dennis	35	823	23.5	43	0	21/11
1975	Pearson, Preston	16	391	24.4	42	0	13/7
1976	*Johnson, Butch	28	693	24.8	74	0	11/5

**Did Not Qualify (Minimum 14 returns required).

Year	Player	FIELD GOALS				Long	NFL/ NFC Rank
		Att.	Made	Pct.	Long		
1960	Cone, Fred	13	6	.462	45	12	
1961	Bielski, Dick	9	6	.667	42	13	
1962	Baker, Sam	27	14	.519	53	3	
1963	Baker, Sam	20	9	.450	53	12	
1964	*VanRaaphorst, Dick	29	14	.483	43	8	
1965	Villanueva, Danny	27	16	.593	41	7	
1966	Villanueva, Danny	31	17	.548	37	8	
1967	Villanueva, Danny	23	9	.391	34	14	
1968	Clark, Mike	29	17	.586	50	7	
1969	Clark, Mike	36	20	.555	47	5	
1970	Clark, Mike	27	18	.667	43	7/4	
1971	Clark, Mike	25	13	.520	48	19/9	
1972	Fritsch, Toni	36	21	.583	54	18/8	
1973	Fritsch, Toni	28	18	.643	37	12/4	
1974	*Herrera, Efren	13	8	.615	39	11/5	
1975	Fritsch, Toni	35	22	.629	43	14/8	
1976	Herrera, Efren	23	18	.783	46	1/1	

Year	Player	PUNT RETURNS				Long	TD	NFL/ NFC Rank
		No.	Yds.	Avg.	Long			
1960	Butler, Bill	13	131	10.1	46	0	2	
1961	*Marsh, Amos	14	71	5.1	19	0	14	
1962	Lockett, J. W.	8	45	5.6	17	0	14	
1963	*Stiger, Jim	14	141	10.1	45	0	6	
1964	*Renfro, Mel	32	418	13.1	69	1	3	
1965	Renfro, Mel	24	145	6.0	35	0	9	
1966	Hayes, Bob	17	106	6.2	18	0	7	
1967	Hayes, Bob	24	276	11.5	69	1	2	
1968	Hayes, Bob	15	312	20.8	90	2	1	
1969	Hayes, Bob	18	179	9.9	50	0	3	
1970	Hayes, Bob	15	116	7.7	34	0	20/7	
1971	Harris, Cliff	17	129	7.6	35	0	11/4	
1972	Harris, Cliff	19	78	4.1	21	0	21/11	
1973	*Richards, Golden	21	139	6.6	46	0	23/10	
1974	*Morgan, Dennis	19	287	15.1	98	1	3/2	
1975	Richards, Golden	28	288	10.3	43	1	12/5	
1976	*Johnson, Butch	45	489	10.9	55	0	8/4	

Year	Player	INTERCEPTIONS				Long	TD	NFL/ NFC Rank
		No.	Yds.	Avg.	Long			
1960	Bishop, Don	3	13	4.3	13	0	25	
	Franckhauser, Tom	3	11	3.7	9	0	25	
1961	Bishop, Don	8	172	21.5	57	0	2	
1962	Bishop, Don	6	134	22.3	44	0	9	
1963	Green, Cornell	7	211	30.1	55	0	6	
1964	*Renfro, Mel	7	110	15.7	39	1	4	
1965	Green, Cornell	3	49	16.3	43	0	27	
	Livingston, Warren	3	5	1.7	5	0	27	
	*Logan, Obert	3	5	1.7	3	0	27	
1966	Green, Cornell	4	88	22.0	41	1	21	
1967	Green, Cornell	7	52	7.4	28	0	7	
	Renfro, Mel	7	38	5.4	30	0	9	
1968	Howley, Chuck	6	115	19.2	58	1	11	
1969	Renfro, Mel	10	118	11.8	41	0	1	
1970	*Waters, Charlie	5	45	9.0	20	0	16/9	
1971	Adderley, Herb	6	182	30.3	46	0	9/4	
1972	Waters, Charlie	6	132	22.0	56	1	7/3	
1973	Jordan, Lee Roy	6	78	13.0	31	1	4/2	
1974	Harris, Cliff	3	8	2.7	8	0	42/20	
1975	Jordan, Lee Roy	6	80	13.3	38	0	7/4	
1976	Washington, Mark	4	49	12.3	22	0	24/11	

COWBOYS RECORDS

Team Season Records

Most Points Scored

BY COWBOYS 445 in 1966
BY OPPONENTS 402 in 1962

Fewest Points Scored

BY COWBOYS 177* in 1960
BY COWBOYS 236 in 1961
BY OPPONENTS 186 in 1968

Most Touchdowns Scored

BY COWBOYS 56 in 1966
BY OPPONENTS 52 in 1962

Fewest Touchdowns Scored

BY COWBOYS 23* in 1960
BY COWBOYS 29 in 1961
BY OPPONENTS
23 in 1968 & 1973

Most First Downs

BY COWBOYS 297 in 1968
BY OPPONENTS 274 in 1962

Fewest First Downs

BY COWBOYS 180* in 1960
BY COWBOYS 211 in 1965
BY OPPONENTS 199 in 1974

Most First Downs Rushing

BY COWBOYS 147 in 1974
BY OPPONENTS 122 in 1961

Fewest First Downs Rushing

BY COWBOYS 57* in 1960
BY COWBOYS 87 in 1965
BY OPPONENTS 52 in 1969

Most First Downs Passing

BY COWBOYS 144 in 1971
BY OPPONENTS 166 in 1962

Fewest First Downs Passing

BY COWBOYS 95 in 1970
BY OPPONENTS 97* in 1960
BY OPPONENTS 105 in 1970

Most First Downs By Penalties

BY COWBOYS 24 in 1966
BY OPPONENTS 27 in 1967

Fewest First Downs By Penalties

BY COWBOYS
9 in 1961, 1962 & 1971
BY OPPONENTS 10 in 1969

Most Net Yards Offense

BY COWBOYS 5,145 in 1966
BY OPPONENTS 5,325 in 1963

Fewest Net Yards Offense

BY COWBOYS 3,153* in 1960
BY COWBOYS 3,704 in 1964
BY OPPONENTS 3,463 in 1974

Most Net Yards Rushing

BY COWBOYS 2,454 in 1974
BY OPPONENTS 2,242* in 1960

Fewest Net Yards Rushing

BY COWBOYS 1,049* in 1960
BY COWBOYS 1,608 in 1965
BY OPPONENTS 1,050 in 1969

Most Net Yards Passing

BY COWBOYS 3,026 in 1968
BY OPPONENTS 3,674 in 1962

Fewest Net Yards Passing

BY COWBOYS 2,013 in 1964
BY OPPONENTS 1,909 in 1976

*12 Games

Most Total Yards Passing

BY COWBOYS 3,331 in 1966
 BY OPPONENTS 3,904 in 1962

Fewest Total Yards Passing

BY COWBOYS 2,388* in 1960
 BY COWBOYS 2,445 in 1970
 BY OPPONENTS 2,226 in 1970

Most Times Tackled Passer

BY COWBOYS 60 in 1966
 BY OPPONENTS 68 in 1964

Most Yards Lost**Attempting To Pass**

BY COWBOYS 503 in 1964
 BY OPPONENTS 420 in 1966

Fewest Yards Lost**Attempting To Pass**

BY COWBOYS 230 in 1976
 BY OPPONENTS 161 in 1963

Most Fumbles

BY COWBOYS 46 in 1961
 BY OPPONENTS 44 in 1973

Most Fumbles Lost

BY COWBOYS 21 in 1961 & 1971
 BY OPPONENTS 25 in 1971

Fewest Fumbles

BY COWBOYS 21* in 1960
 BY COWBOYS 21 in 1968
 BY OPPONENTS 21* in 1960
 BY OPPONENTS 21 in 1968

Fewest Fumbles Lost

BY COWBOYS 10 in 1966
 BY OPPONENTS 11* in 1960
 BY OPPONENTS 11 in 1963 & 1969

Most Pass Attempts

BY COWBOYS 422 in 1961
 BY OPPONENTS 482 in 1967

Fewest Pass Attempts

BY COWBOYS 297 in 1970
 BY OPPONENTS 293* in 1960
 BY OPPONENTS 326 in 1961

Most Pass Completions

BY COWBOYS 222 in 1976
 BY OPPONENTS 260 in 1967

Fewest Pass Completions

BY COWBOYS 149 in 1970
 BY OPPONENTS 146* in 1960
 BY OPPONENTS 162 in 1975

Most Passes Intercepted

BY COWBOYS 29 in 1967
 BY OPPONENTS 33* in 1960

Fewest Passes Intercepted

BY COWBOYS 15* in 1960
 BY COWBOYS 13 in 1974
 BY OPPONENTS 13 in 1976

Most Penalties

BY COWBOYS 97 in 1964
 BY OPPONENTS 75 in 1964

Fewest Penalties

BY COWBOYS 47 in 1961
 BY OPPONENTS 38 in 1961

Most Yards Penalized

BY COWBOYS 952 in 1964 & 1971
 BY OPPONENTS 781 in 1964

Fewest Yards Penalized

BY COWBOYS 427 in 1961
 BY OPPONENTS 362 in 1961

Most Punts

BY COWBOYS 78 in 1964
 BY OPPONENTS 93 in 1974

Fewest Punts

BY COWBOYS 51 in 1972
 BY OPPONENTS 43 in 1961

*12 Games

Team Single Game Records

		MOST POINTS	
Cowboys	59	vs. Detroit (59-13)	September 15, 1968
Opp.	54	Minnesota (54-13)	October 18, 1970
Combined	86	vs. Buffalo (49-37)	September 19, 1971
		MOST FIRST DOWNS	
Cowboys	32	vs. Philadelphia	October 9, 1966
Opp.	29	Pittsburgh	October 22, 1967
		FEWEST FIRST DOWNS	
Cowboys	8	vs. Cleveland	October 16, 1960
		vs. Pittsburgh	November 12, 1961
		vs. St. Louis	December 10, 1961
		vs. Green Bay	November 29, 1964
		vs. Philadelphia	November 1, 1970
Opp.	5	Philadelphia	November 6, 1966
		Philadelphia	October 20, 1974
		MOST FIRST DOWNS RUSHING	
Cowboys	16	vs. Washington	November 16, 1969
		vs. Washington	December 6, 1970
		*vs. San Francisco	January 3, 1971
Opp.	15	Cleveland	December 3, 1961
		Pittsburgh	September 23, 1962
		FEWEST FIRST DOWNS RUSHING	
Cowboys	0	vs. Philadelphia	November 1, 1970
Opp.	0	Philadelphia	October 9, 1966
		Pittsburgh	October 30, 1966
		MOST FIRST DOWNS PASSING	
Cowboys	23	vs. San Francisco	November 10, 1963
Opp.	21	Chicago	November 11, 1962
		FEWEST FIRST DOWNS PASSING	
Cowboys	3	vs. Cleveland	October 16, 1960
		vs. St. Louis	December 10, 1961
		vs. Washington	September 26, 1965
		vs. St. Louis	December 4, 1966
		vs. Minnesota	October 20, 1968
		vs. Atlanta	October 11, 1970
		*vs. Detroit	December 26, 1970
		vs. Washington	December 9, 1972
Opp.	1	Chicago	September 16, 1973
		New York Jets	December 21, 1975
		MOST FIRST DOWNS BY PENALTIES	
Cowboys	5	vs. Detroit	December 11, 1960
		vs. Philadelphia	December 10, 1967
		vs. St. Louis	November 3, 1974
Opp.	5	Cleveland	November 21, 1965
		Cleveland	December 7, 1974
		MOST NET YARDS TOTAL OFFENSE	
Cowboys	652	vs. Philadelphia	October 9, 1966
Opp.	527	St. Louis	December 9, 1962
		FEWEST NET YARDS TOTAL OFFENSE	
Cowboys	126	vs. St. Louis	December 10, 1961
Opp.	63	Green Bay	October 24, 1965
		MOST NET YARDS RUSHING	
Cowboys	286	vs. Philadelphia	November 18, 1973
Opp.	289	Philadelphia	October 22, 1961
		FEWEST NET YARDS RUSHING	
Cowboys	41	vs. San Francisco	November 7, 1965
Opp.	7	Pittsburgh	October 30, 1966
		*Playoff Game.	

		MOST NET YARDS PASSING			
Cowboys	440	vs. Philadelphia	October	9,	1966
Opp.	437	Chicago	November	18,	1962
		FEWEST NET YARDS PASSING			
Cowboys	—10	vs. Green Bay	October	24,	1965
Opp.	—1	Green Bay	October	24,	1965
		New York Jets	December	21,	1975
		MOST GROSS YARDS PASSING			
Cowboys	460	vs. San Francisco	November	10,	1963
Opp.	466	Chicago	November	18,	1962
		FEWEST GROSS YARDS PASSING			
Cowboys	42	vs. Green Bay	October	24,	1965
Opp.	15	New York Jets	December	21,	1975
		MOST YARDS LOST ATTEMPTING TO PASS			
Cowboys	66	vs. San Francisco	November	23,	1972
Opp.	84	Detroit	October	6,	1975
		MOST TIMES TACKLING PASSER			
Cowboys	12	vs. Pittsburgh	November	22,	1966
Opp.	9	Green Bay	October	24,	1965
		San Francisco	November	23,	1972
		MOST INTERCEPTIONS			
Cowboys	7	vs. Philadelphia	September	30,	1960
Opp.	5	vs. Philadelphia	September	26,	1971
		St. Louis	November	5,	1961
		MOST FUMBLES			
Cowboys	7	vs. New York Giants	October	11,	1971
Opp.	7	Washington	November	28,	1965
		St. Louis	December	3,	1972
		Kansas City	November	10,	1975
		MOST FUMBLES LOST			
Cowboys	5	vs. New Orleans	November	3,	1968
Opp.	5	vs. New York Giants	October	11,	1971
		vs. Kansas City	November	10,	1975
		New York Giants	October	11,	1971
		Chicago	September	16,	1973
		MOST PENALTIES			
Cowboys	13	vs. Philadelphia	October	13,	1968
Opp.	11	vs. Washington	November	28,	1965
		vs. Buffalo	September	19,	1971
		Chicago	November	1,	1964
		FEWEST PENALTIES			
Cowboys	0	vs. St. Louis	December	10,	1961
Opp.	0	Pittsburgh	October	21,	1962
		Philadelphia	December	5,	1965
		*Detroit	December	26,	1970
		*Miami	January	16,	1972
		*Pittsburgh	January	18,	1976
		MOST YARDS LOST ON PENALTIES			
Cowboys	161	vs. Washington	November	22,	1970
Opp.	149	Los Angeles	November	6,	1960
		MOST PUNTS			
Cowboys	10	vs. Pittsburgh	November	12,	1961
Opp.	11	vs. Detroit	October	13,	1963
		vs. Cleveland	October	17,	1965
		vs. Buffalo	November	15,	1976
		Los Angeles	September	30,	1962
		Atlanta	September	15,	1974
		Buffalo	November	15,	1976
		*Playoff Game.			

Miscellaneous Records

INDIVIDUAL

Most Consecutive Passes Completed

- 11 — Roger Staubach (last 2 vs. New Orleans, Sept. 19, 1976, and first 9 vs. Baltimore, Sept. 26, 1976).

Most Consecutive Passes Without Interception

- 166 — Don Meredith (began vs. Philadelphia, Dec. 5, 1965, ended vs. St. Louis, Oct. 16, 1966).

Most Consecutive Games Rush for TD

- 4 — Dan Reeves in 1966.
Walt Garrison in 1973.
Doug Dennison in 1975.

Most Consecutive Games Catch TD Pass

- 7 — Frank Clarke (final game of 1961 season, first six games in '62).
Bob Hayes (final three games of 1965 season, first four games in 1966).

Most Consecutive Games Intercept Pass

- 5 — Don Bishop in 1961.

Most Consecutive PATs

- 99 — Mike Clark (last 17 in 1969, all 35 in 1970 and all 47 in 1971).

Most Consecutive Games at Least One Pass Catch

- 36 — Lance Rentzel (final six games of 1967 season, all of 1968 and 1969, first two games of 1970).

Most Consecutive Games Kick FG

- 10 — Mike Clark (final nine games of 1969 season, first game in 1970).
Toni Fritsch, twice (final seven games of 1972 season, first three games in 1973; first 10 games in 1975).

Most Consecutive Games Played

- 196 — Bob Lilly (from 1961 through 1974).

TEAM

Most Consecutive Games Intercept Pass

- 28 — Every game in 1962 and 1963.

Most Consecutive PATs

- 162 — 1969, 1970, 1971, 1972, 1973.

Most Consecutive Games Without Losing Fumble

- 3 — 1973, 1974, 1975 and 1976.

PAT Record

- | | |
|---------------------------------------|-----------------------------|
| 21 of 23 in 1960 — last 17 straight. | 35 of 35 in 1970 — all 35. |
| 29 of 29 in 1961 — all 29. | 50 of 50 in 1971 — all 50. |
| 50 of 51 in 1962 — first 33, last 17. | 36 of 36 in 1972 — all 36. |
| 38 of 40 in 1963 — first 32. | 45 of 46 in 1973 — |
| 28 of 30 in 1964 — last 23. | first 24, last 21. |
| 37 of 38 in 1965 — last 24. | 37 of 38 in 1974 — |
| 56 of 56 in 1966 — all 56. | first 4, last 33. |
| 41 of 44 in 1967 — first 8, last 1. | 38 of 40 in 1975 — last 34. |
| 54 of 54 in 1968 — all 54. | 34 of 34 in 1976 — all 34. |
| 43 of 44 in 1969 — first 26, last 17. | |

Individual Single-Game Records

MOST YARDS GAINED RUSHING

Cowboys	153	Calvin Hill vs. San Francisco	Nov. 10, 1974
Opp.	232	Jimmy Brown, Cleveland	Sept. 22, 1963

MOST CARRIES

Cowboys	32	Calvin Hill vs. San Francisco	Nov. 10, 1974
Opp.	27	Dick James, Washington	Dec. 17, 1961

LONGEST RUN FROM SCRIMMAGE

Cowboys	73	Amos Bullocks vs. Chicago	Nov. 18, 1962
Opp.	75	Ed Sutton, N. Y. Giants	Dec. 4, 1960

MOST PASSES ATTEMPTED

Cowboys	49	Roger Staubach vs. Philadelphia	Oct. 26, 1975
Opp.	46	Bill Wade, Chicago	Nov. 18, 1962
		Sonny Jurgensen, Washington	Nov. 13, 1966
		Tarkenton, (43) Wood (3), Giants	Dec. 15, 1968
		Jim Hart, St. Louis	Nov. 25, 1976

MOST PASSES COMPLETED

Cowboys	30	Don Meredith vs. San Francisco	Nov. 10, 1963
		Don Meredith vs. N. Y. Giants	Sept. 18, 1966
Opp.	28	Bill Wade, Chicago	Nov. 18, 1962
		Kent Nix, Pittsburgh	Oct. 22, 1967

MOST YARDS GAINED PASSING

Cowboys	460	Don Meredith vs. San Francisco	Nov. 10, 1963
Opp.	466	Bill Wade, Chicago	Nov. 18, 1962

MOST TOUCHDOWN PASSES

Cowboys	5	Eddie LeBaron vs. Pittsburgh	Oct. 21, 1962
		Don Meredith vs. N. Y. Giants	Sept. 18, 1966
		Don Meredith vs. Philadelphia	Oct. 9, 1966
		Don Meredith vs. Philadelphia	Sept. 29, 1968
		Craig Morton vs. Philadelphia	Oct. 19, 1969
		Craig Morton vs. Houston	Dec. 20, 1970
Opp.	6	Y. A. Tittle, N. Y. Giants	Dec. 16, 1962

LONGEST COMPLETION

Cowboys	95	Don Meredith to Bob Hayes vs. Washington	Nov. 13, 1966
Opp.	94	Norm Snead to Rich Houston, N. Y. Giants	Sept. 24, 1972

MOST PASSES HAD INTERCEPTED

Cowboys	5	Eddie LeBaron vs. Philadelphia	Sept. 30, 1960
		Eddie LeBaron vs. St. Louis	Nov. 5, 1961
Opp.	6	Pete Liske, Philadelphia	Sept. 26, 1971

MOST PASS RECEPTIONS

Cowboys	13	Lance Rentzel vs. Washington	Nov. 19, 1967
Opp.	12	J. R. Wilburn, Pittsburgh	Oct. 22, 1967

MOST YARDS LOST ATTEMPTING TO PASS

Cowboys	63	Roger Staubach vs. St. Louis	Sept. 21, 1969
Opp.	84	Greg Landry, Detroit	Oct. 6, 1975

MOST YARDS ON PASS RECEPTIONS

Cowboys	246	Bob Hayes vs. Washington	Nov. 13, 1966
Opp.	238	Harold Jackson, Los Angeles	Oct. 14, 1973

MOST TOUCHDOWNS ON PASS RECEPTIONS

Cowboys	4	Bob Hayes vs. Houston	Dec. 20, 1970
Opp.	4	Harold Jackson, Los Angeles	Oct. 14, 1973

MOST POINTS SCORED

Cowboys	24	Dan Reeves vs. Atlanta	Nov. 5, 1967
		Bob Hayes vs. Houston	Dec. 20, 1970
		Calvin Hill vs. Buffalo	Sept. 19, 1971
		Duane Thomas vs. St. Louis	Dec. 18, 1971
Opp.	24	Dick James, Washington	Dec. 17, 1961
		Harold Jackson, Los Angeles	Oct. 14, 1973

MOST TOUCHDOWNS

Cowboys	4	Dan Reeves vs. Atlanta	Nov. 5, 1967
		Bob Hayes vs. Houston	Dec. 20, 1970
		Calvin Hill vs. Buffalo	Sept. 19, 1971
		Duane Thomas vs. St. Louis	Dec. 18, 1971
Opp.	4	Dick James, Washington	Dec. 17, 1961
		Harold Jackson, Los Angeles	Oct. 14, 1973

MOST EXTRA POINTS CONVERTED

Cowboys	8	Mike Clark vs. Detroit	Sept. 15, 1968
		Danny Villanueva vs. Philadelphia	Oct. 9, 1966
Opp.	7	Gerry Perry, St. Louis	Dec. 9, 1962

MOST EXTRA POINTS ATTEMPTED

Cowboys	8	Mike Clark vs. Detroit	Sept. 15, 1968
		Danny Villanueva vs. Philadelphia	Oct. 9, 1966
Opp.	7	Sam Baker, Cleveland	Oct. 16, 1960
		Gerry Perry, St. Louis	Dec. 9, 1962

MOST FIELD GOALS MADE

Cowboys	4	Danny Villanueva vs. Cleveland	Nov. 24, 1966
		Toni Fritsch vs. St. Louis	Nov. 12, 1972
		Toni Fritsch vs. Los Angeles	Sept. 21, 1975
Opp.	4	Ed Khayat, Washington	Oct. 9, 1960
		Tommy Davis, San Francisco	Nov. 20, 1960
		Sam Baker, Philadelphia	Dec. 5, 1965
		Fred Cox, Minnesota	Oct. 18, 1970
		Jim Bakken, St. Louis	Dec. 18, 1971

MOST FIELD GOALS ATTEMPTED

Cowboys	7	Mike Clark vs. Chicago	Nov. 24, 1968
Opp.	7	Sam Baker, Philadelphia	Dec. 4, 1965

LONGEST FIELD GOAL

Cowboys	54	Toni Fritsch vs. New York Giants	Sept. 24, 1972
Opp.	54	Pete Gogolak, New York Giants	Nov. 8, 1970

COWBOYS DEFENSE

Most unassisted tackles	14	— Lee Roy Jordan vs. Phil.	Oct. 28, 1973
Most assisted tackles	15	— Jerry Tubbs vs. Chicago	Nov. 27, 1960
Most tackles, combined	21	— Lee Roy Jordan vs. Phil.	Oct. 28, 1973
Most interceptions	3	— Herb Adderley vs. Phil.	Sept. 26, 1971
		— Lee Roy Jordan vs. Cinn.	Nov. 4, 1973
Most yds. gn. ret. int.	121	— Mike Gaechter vs. Washington (two)	Nov. 3, 1963
Longest ret. of int. pass	100	— Mike Gaechter vs. Phil.	Oct. 14, 1962
Most kickoff returns	8	— Mel Renfro vs. Green Bay	Nov. 29, 1964
Most yds. KO rets.	168	— Mel Renfro vs. Washington (4 returns)	Nov. 22, 1964
Longest KO ret.	101	— Amos Marsh vs. Phil.	Oct. 14, 1962
		— Ike Thomas vs. N.Y. Jets	Dec. 4, 1971
Most punt returns	9	— Butch Johnson vs. Buffalo	Nov. 15, 1976
Longest punt return	98	— Dennis Morgan vs. St. L.	Oct. 13, 1974
Most yds. punt returns	*141	— Bob Hayes vs. Cleveland (3 returns)	Dec. 24, 1967
		— Bob Hayes vs. Pittsburgh (3 returns)	Dec. 8, 1968

*Playoff Game.

COWBOYS ATTENDANCE RECORDS

TOTAL ATTENDANCE

Year	Home Games (No.)	Avg.	Percent Change	Road Games (No.)	Pre-Season Games (No.)	Post Season Games	Grand Total
1960—	128,600(6)	21,417		214,820(6)	120,284(6)	—	463,604
1961—	172,000(7)	24,571	+33.9%	251,443(7)	97,584(5)	—	521,027
1962—	152,446(7)	21,778	-11.4%	278,807(7)	178,683(5)	—	609,936
1963—	188,727(7)	26,961	+23.8%	280,062(7)	214,290(5)	—	683,079
1964—	268,661(7)	38,380	+42.3%	356,339(7)	207,751(5)	—	832,751
1965—	388,912(7)	55,559	+44.8%	366,390(7)	199,395(5)	65,569	1,020,266
1966—	473,373(7)	67,625	+21.7%	408,889(7)	238,186(5)	75,504	1,195,952
1967—	460,476(7)	65,782	-2.7%	402,843(7)	278,511(5)	121,647	1,263,477
1968—	470,110(7)	67,158	+2.1%	401,626(7)	300,909(6)	104,458	1,277,103
1969—	443,352(7)	63,336	-5.7%	434,477(7)	384,095(6)	100,472	1,362,396
1970—	411,531(7)	58,790	-7.2%	398,377(7)	347,327(6)	212,847	1,370,082
1971—	466,220(7)	66,603	+13.3%	416,043(7)	375,250(6)	196,716	1,454,229
1972—	446,990(7)	63,856	-4.1%	391,852(7)	474,273(7)	114,343	1,427,458
1973—	433,030(7)	61,861	-3.1%	423,177(7)	355,994(6)	128,815	1,341,016
1974—	373,435(7)	53,348	-13.8%	378,233(7)	284,620(6)	—	1,036,288
1975—	402,294(7)	57,471	+7.7%	404,074(7)	273,567(6)	211,095	1,291,029
1976—	412,698(7)	58,957	+2.6%	414,867(7)	320,564(6)	62,436	1,210,565
Total—	6,092,755(118)	51,634	—	6,222,318(118)	4,651,283(96)	1,393,902	18,360,258

*LARGEST CROWDS

Home

80,259 — Dallas 26, Cleveland 14; Nov. 24, 1966.
76,965 — Dallas 31, St. Louis 17; Dec. 4, 1966.

Away

84,850 — Cleveland 42, Dallas 10; Nov. 2, 1969.
84,728 — Dallas 17, New Orleans 3; Nov. 3, 1968.

SMALLEST CROWDS

Home

†10,000 — San Francisco 26, Dallas 14; Nov. 20, 1960.
12,692 — Chicago 34, Dallas 33; Nov. 18, 1962.

Away

12,695 — Dallas 28, St. Louis 24; Dec. 15, 1963.
14,102 — St. Louis 52, Dallas 20; Dec. 9, 1962.

°Cowboys-Rams played before 87,381 in pre-season, Aug. 8, 1969 in Los Angeles.

†Estimated; no turnstiles in Cotton Bowl in 1960 and 1961.

Cowboys Big Days

RUSHING

(includes all 100-yard days)

- 153—Calvin Hill vs. San Francisco, Nov. 10, 1974 (32 carries).
- 150—Calvin Hill vs. Washington, Nov. 16, 1969 (27 carries).
- *143—Duane Thomas vs. San Francisco, Jan. 3, 1971 (27 carries).
- 140—Calvin Hill vs. Philadelphia, Oct. 20, 1974 (26 carries).
- 138—Calvin Hill vs. New Orleans, Sept. 28, 1969 (23 carries).
- 137—Don Perkins vs. St. Louis, Oct. 28, 1962 (24 carries).
- 137—Don Perkins vs. N. Y. Giants, Oct. 11, 1964 (17 carries).
- *135—Duane Thomas vs. Detroit, Dec. 26, 1970 (30 carries).
- 134—Duane Thomas vs. Kansas City, Oct. 25, 1970 (20 carries).
- 133—Don Perkins vs. Green Bay, Oct. 24, 1965 (22 carries).
- 130—Calvin Hill vs. Chicago, Sept. 16, 1973 (31 carries).
- *125—Calvin Hill vs. San Francisco, Dec. 23, 1972 (18 carries).
- 124—Robert Newhouse vs. St. Louis, Dec. 16, 1973 (19 carries).
- 123—Don Perkins vs. Cleveland, Dec. 3, 1961 (20 carries).
- 123—Duane Thomas vs. Washington, Dec. 6, 1970 (19 carries).
- 123—Calvin Hill vs. N. Y. Giants, Oct. 21, 1973 (23 carries).
- 120—Robert Newhouse vs. Seattle, Oct. 3, 1976 (19 carries).
- 120—Calvin Hill vs. St. Louis, Dec. 3, 1972 (26 carries).
- 121—Walt Garrison vs. Washington, Dec. 9, 1972 (10 carries).
- 117—Amos Marsh vs. Cleveland, Dec. 2, 1962 (17 carries).
- 117—Calvin Hill vs. Philadelphia, Sept. 20, 1970 (25 carries).
- 117—Calvin Hill vs. Atlanta, Oct. 11, 1970 (29 carries).
- 115—Duane Thomas vs. Houston, Dec. 20, 1970 (17 carries).
- 114—Dan Reeves vs. Cleveland, Sept. 17, 1967 (18 carries).
- 112—Duane Thomas vs. N. Y. Jets, Dec. 4, 1971 (14 carries).
- 111—Don Perkins vs. Cleveland, Nov. 24, 1966 (23 carries).
- 111—Don Perkins vs. Atlanta, Nov. 5, 1967 (21 carries).
- 111—Calvin Hill vs. Washington, Dec. 9, 1972 (24 carries).
- 110—Calvin Hill vs. Washington, Dec. 9, 1973 (27 carries).
- 109—Amos Marsh vs. Washington, Nov. 4, 1962 (10 carries).
- 109—Don Perkins vs. Washington, Sept. 29, 1963 (25 carries).
- 109—Calvin Hill vs. New Orleans, Nov. 9, 1969 (13 carries).
- 108—Don Perkins vs. Minnesota, Sept. 24, 1961 (17 carries).
- 108—Don Perkins vs. Pittsburgh, Oct. 21, 1962 (20 carries).
- 108—Dan Reeves vs. Washington, Dec. 11, 1966 (10 carries).
- *108—Don Perkins vs. Green Bay, Jan. 1, 1967 (17 carries).
- 108—Calvin Hill vs. Pittsburgh, Oct. 8, 1972 (23 carries).
- 108—Robert Newhouse vs. N. Y. Jets, Dec. 21, 1975 (19 carries).
- 104—Duane Thomas vs. Washington, Nov. 17, 1968 (13 carries).
- 104—Scott Laidlaw vs. Philadelphia, Sept. 12, 1976 (19 carries).
- 103—Don Perkins vs. Washington, Nov. 17, 1968 (13 carries).
- 103—Calvin Hill vs. Washington, Oct. 8, 1973 (21 carries).
- 102—Walt Garrison vs. N. Y. Giants, Oct. 27, 1969 (16 carries).
- 102—Duane Thomas vs. St. Louis, Nov. 7, 1971 (26 carries).
- 101—Preston Pearson vs. Green Bay, Oct. 19, 1975 (15 carries).
- 100—Calvin Hill vs. Philadelphia, Nov. 19, 1972 (15 carries).
- 100—Calvin Hill vs. Philadelphia, Oct. 28, 1973 (25 carries).

PASSING

- 460—Don Meredith vs. San Francisco, Nov. 10, 1963 (30 of 48).
- 406—Don Meredith vs. Washington, Nov. 13, 1966 (21 of 29).
- 394—Don Meredith vs. Philadelphia, Nov. 6, 1966 (14 of 24).
- 358—Don Meredith vs. N. Y. Giants, Sept. 18, 1966 (14 of 24).
- 349—Craig Morton vs. Houston, Dec. 20, 1970 (13 of 17).
- 345—Eddie LeBaron vs. Pittsburgh, Sept. 24, 1960 (15 of 28).
- 339—Roger Staubach vs. Baltimore, Sept. 26, 1976 (22 of 28).
- 326—Don Meredith vs. St. Louis, Dec. 11, 1965 (16 of 30).
- 314—Roger Staubach vs. Philadelphia, Oct. 26, 1975 (27 of 49).
- 307—Roger Staubach vs. St. Louis, Sept. 28, 1975 (23 of 34).
- 306—Don Meredith vs. Philadelphia, Oct. 13, 1968 (21 of 38).
- 302—Don Meredith vs. Philadelphia, Nov. 17, 1963 (25 of 33).

*Playoff Game.

Cowboys Big Days (Cont.)

RECEIVING

- 246 — Bob Hayes vs. Washington, Nov. 13, 1966 (9 catches).
- 241 — Frank Clarke vs. Washington, Sept. 16, 1962 (10 catches).
- 223 — Lance Rentzel vs. Washington, Nov. 19, 1967 (13 catches).
- 195 — Bob Hayes vs. N. Y. Giants, Sept. 18, 1966 (6 catches).
- 190 — Frank Clarke vs. San Francisco, Nov. 10, 1963 (8 catches).
- 188 — Drew Pearson vs. Detroit, Oct. 6, 1975 (6 catches).
- 187 — Bob Hayes vs. Houston, Dec. 20, 1970 (6 catches).
- 177 — Bob Hayes vs. Philadelphia, Oct. 10, 1965 (8 catches).
- 170 — Bob Hayes vs. Pittsburgh, Oct. 22, 1967 (7 catches).
- 168 — Frank Clarke vs. N. Y. Giants, Oct. 20, 1963 (4 catches).
- 161 — Drew Pearson vs. Philadelphia, Sept. 23, 1974 (10 catches).

The Last Time . . .

Punt Returned for TD

BY COWBOYS — Golden Richards, 43 yards, vs. Philadelphia, Oct. 26, 1975.

BY OPPONENT — Ken Houston, Washington, 58 yards, Nov. 17, 1974.

Kickoff Returned for TD

BY COWBOYS — Thomas Henderson, 97 yards, vs. St. Louis, Sept. 28, 1975.

BY OPPONENT — *Vic Washington, San Francisco, 97 yards, Dec. 23, 1972 (Regular season — Tim Brown, Philadelphia, 90 yards, Nov. 6, 1966. Brown returned earlier kickoff in same game 93 yards for TD).

Intercepted Pass Returned for TD

BY COWBOYS — Randy Hughes, 33 yards, vs. N. Y. Jets, Dec. 21, 1975.

BY OPPONENT — Mike Hartenstine, Chicago, 12 yards, Oct. 24, 1976.

Shutout Scored

BY COWBOYS — Dallas 10, Houston 0, Nov. 24, 1974.

BY OPPONENT — St. Louis 38, Dallas 0, Nov. 16, 1970.

Fumble Returned for TD

BY COWBOYS — Drew Pearson, recovered in end zone vs. New Orleans, Sept. 19, 1976.

BY OPPONENT — John Matuszak, Kansas City, recovered in end zone Nov. 10, 1975.

PAT Unsuccessful

BY COWBOYS — Toni Fritsch vs. Detroit, Oct. 6, 1975.

BY OPPONENT — John Leyboldt, Seattle, Oct. 3, 1976.

Punt Blocked

BY COWBOYS — *Charlie Waters vs. Los Angeles, Dec. 19, 1976. Waters blocked two punts in this game. (Regular season — Aaron Kyle vs. Philadelphia, Dec. 5, 1976).

BY OPPONENT — Jim Stienke, N. Y. Giants, Nov. 7, 1976.

*Playoff game.

Cowboys Longest Plays

LONG RUNS FROM SCRIMMAGE

- 73—Amos Bullocks vs. Chicago, Nov. 18, 1962 (TD).
- 71—Amos Marsh vs. New York, Oct. 15, 1961.
- 70—Amos Marsh vs. Washington, Nov. 4, 1962.
- 68—Les Shy vs. Philadelphia, Oct. 9, 1966.
- 67—Dan Reeves vs. Washington, Dec. 11, 1966 (TD).
- 64—Jim Stiger vs. Washington, Nov. 22, 1964.
- 59—Don Perkins vs. Pittsburgh, Sept. 27, 1964.
- 56—Frank Clarke vs. New Orleans, Nov. 12, 1967.
- 56—Duane Thomas vs. New England, Oct. 24, 1971 (TD).
- 55—Calvin Hill vs. New Orleans, Nov. 9, 1969.

LONG FORWARD PASSES

- 95—Don Meredith to Bob Hayes vs. Washington, Nov. 13, 1966 (TD).
- 89—Craig Morton to Bob Hayes vs. Kansas City, Oct. 25, 1970 (TD).
- *86—Don Meredith to Bob Hayes vs. Cleveland, Dec. 24, 1967 (TD).
- *86—Craig Morton to Lance Rentzel vs. Philadelphia, Nov. 1, 1970 (TD).
- 85—Eddie LeBaron to Amos Marsh vs. Los Angeles, Sept. 30, 1962 (TD).
- 85—Roger Staubach to Bob Hayes vs. N. Y. Giants, Dec. 12, 1971 (TD).
- 84—Don Meredith to Pete Gent vs. Pittsburgh, Oct. 30, 1966 (TD).

LONG PUNTS

- 84—Ron Widby vs. New Orleans, Nov. 3, 1968.
- 75—Billy Lothridge vs. New York, Oct. 11, 1964.
- 75—Sam Baker vs. Los Angeles, Sept. 30, 1962.
- 71—Billy Lothridge vs. St. Louis, Sept. 12, 1964.
- 71—Sam Baker vs. New York, Dec. 16, 1962.

LONG PUNT RETURNS

- 98—Dennis Morgan vs. St. Louis, Oct. 13, 1974 (TD).
- 90—Bob Hayes vs. Pittsburgh, Dec. 8, 1968 (TD).
- 69—Bob Hayes vs. St. Louis, Nov. 23, 1967 (TD).
- 69—Mel Renfro vs. Green Bay, Nov. 29, 1964 (TD).
- *68—Bob Hayes vs. Cleveland, Dec. 24, 1967.
- 63—Bob Hayes vs. New York, Dec. 15, 1968 (TD).
- *63—Golden Richards vs. Minnesota, Dec. 30, 1973 (TD).
- 55—Butch Johnson vs. Philadelphia, Dec. 5, 1976.
- 51—Mel Renfro vs. Cleveland, Oct. 4, 1964.
- 50—Bob Hayes vs. Washington, Nov. 16, 1969.

LONG KICKOFF RETURNS

- 101—Amos Marsh vs. Philadelphia, Oct. 14, 1962 (TD).
- 101—Ike Thomas vs. New York Jets, Dec. 4, 1971 (TD).
- 100—Mark Washington vs. Washington, Nov. 22, 1970 (TD).
- 100—Mel Renfro vs. San Francisco, Nov. 7, 1965 (TD).
- 97—Thomas Henderson vs. St. Louis, Sept. 28, 1975 (TD).
- 89—Ike Thomas vs. Los Angeles, Nov. 25, 1971 (TD).
- 87—Mel Renfro vs. Pittsburgh, Oct. 30, 1966 (TD).

LONG INTERCEPTION RETURNS

- 100—Mike Gaechter vs. Philadelphia, Oct. 14, 1962 (TD).
- 90—Mel Renfro vs. St. Louis, Oct. 4, 1965 (TD).
- 86—Mike Gaechter vs. Washington, Nov. 3, 1963.

LONG FUMBLE RETURNS

- 97—Chuck Howley vs. Atlanta, Oct. 2, 1966 (TD).
- 84—Don Bishop vs. St. Louis, Oct. 28, 1962 (TD).
- 63—Jim Ridlon vs. Philadelphia, Dec. 6, 1964 (TD).

LONG RETURNS OF FIELD-GOAL ATTEMPTS

- 94—Jerry Norton vs. St. Louis, Dec. 9, 1962 (TD).
- 60—Mike Gaechter vs. Washington, Nov. 28, 1965 (TD).
- 60—Obert Logan vs. New York, Dec. 19, 1965 (TD).

*Playoff Game.

THE WAY IT WAS



BOB LILLY (1961-1974)

Cowboys All-Time Results

All-Time Regular Season

Record: 137-93-6

Playoff Record: 11-11

*—Designates Home Games

1960 (0-11-1)

Tom Landry, Head Coach

L	*28	Pittsburgh (30,000)	35
L	*25	Philadelphia (18,500)	27
L	14	Washington (21,142)	26
L	*7	Cleveland (28,500)	48
L	10	St. Louis (23,128)	12
L	*7	Baltimore (25,500)	45
L	*13	Los Angeles (16,000)	38
L	7	Green Bay (32,294)	41
L	*14	San Francisco (10,000)	26
L	7	Chicago (39,951)	17
T	31	New York (55,033)	31
L	14	Detroit (43,272)	23
	177		369

1961 (4-9-1)

Tom Landry, Head Coach

W	*27	Pittsburgh (23,500)	24
L	*21	Minnesota (20,500)	7
L	7	Cleveland (43,638)	25
W	28	Minnesota (33,070)	0
L	*10	New York (41,500)	31
L	*7	Philadelphia (25,000)	43
W	17	New York (60,254)	16
L	*17	St. Louis (20,500)	31
L	7	Pittsburgh (17,519)	37
T	*28	Washington (17,500)	28
L	13	Philadelphia (60,127)	35
L	*17	Cleveland (23,500)	38
L	13	St. Louis (15,384)	31
L	24	Washington (21,451)	34
	236		380

1962 (5-8-1)

Tom Landry, Head Coach

T	*35	Washington (15,730)	35
L	*28	Pittsburgh (19,478)	30
W	27	Los Angeles (26,907)	17
L	10	Cleveland (44,040)	19
W	*41	Philadelphia (18,645)	19
W	42	Pittsburgh (23,106)	27
L	*24	St. Louis (16,027)	28
W	38	Washington (49,888)	10
L	*10	New York (45,668)	41
L	*33	Chicago (12,692)	34
L	14	Philadelphia (58,070)	28
W	*45	Cleveland (24,226)	21
L	20	St. Louis (14,102)	52
L	31	New York (62,694)	41
	398		402

1963 (4-10)


Tom Landry, Head Coach

L	*7	St. Louis (36,432)	34
L	*24	Cleveland (28,710)	41
L	17	Washington (40,101)	21
L	21	Philadelphia (60,671)	24
W	*17	Detroit (27,264)	14
L	21	New York (62,889)	37
L	21	Pittsburgh (19,047)	27
W	*35	Washington (18,838)	20
L	24	San Francisco (29,563)	31
W	*27	Philadelphia (23,694)	20
L	17	Cleveland (55,096)	27
L	*27	New York (29,653)	34
L	*19	Pittsburgh (24,136)	24
W	28	St. Louis (12,695)	24
	305		378

1964 (5-8-1)

Tom Landry, Head Coach

L	*6	St. Louis (36,605)	16
W	*24	Washington (25,158)	18
L	17	Pittsburgh (35,594)	23
L	6	Cleveland (72,062)	27
T	*13	New York (33,324)	13
L	*16	Cleveland (37,456)	20
W	31	St. Louis (28,253)	13
W	24	Chicago (47,527)	10
W	31	New York (63,031)	21
L	*14	Philadelphia (55,972)	17
L	16	Washington (49,219)	28
L	*21	Green Bay (44,975)	45
L	14	Philadelphia (60,671)	24
W	*17	Pittsburgh (35,271)	14
	250		289



1965 (7-7)

Tom Landry, Head Coach

W	*31	New York (59,366)	2
W	*27	Washington (61,577)	7
L	13	St. Louis (32,034)	20
L	*24	Philadelphia (56,249)	35
L	17	Cleveland (80,451)	23
L	3	Green Bay (48,311)	13
L	13	Pittsburgh (37,804)	22
W	*39	San Francisco (39,677)	31
W	*24	Pittsburgh (57,293)	17
L	*17	Cleveland (76,251)	24
L	31	Washington (50,205)	34
W	21	Philadelphia (54,714)	19
W	*27	St. Louis (38,499)	13
W	38	New York (62,871)	20
	325		280

PLAYOFF BOWL GAME (Miami)

L	3	Baltimore (65,569)	35
---	---	--------------------	----

1966 (10-3-1)

Tom Landry, Head Coach

W	*52	New York (60,010)	7
W	*28	Minnesota (64,116)	17
W	47	Atlanta (56,990)	14
W	*56	Philadelphia (69,372)	7
T	10	St. Louis (50,673)	10
L	21	Cleveland (84,721)	30
W	*52	Pittsburgh (58,453)	21
L	23	Philadelphia (60,658)	24
W	31	Washington (50,927)	30
W	20	Pittsburgh (42,185)	7
W	*26	Cleveland (80,259)	14
W	*31	St. Louis (76,965)	17
L	*31	Washington (64,198)	34
W	17	New York (62,735)	7
	445		239

1966 CHAMPIONSHIP GAME (Dallas)

L	27	Green Bay (75,504)	34
---	----	--------------------	----

1967 (9-5)

Tom Landry, Head Coach

W	21	Cleveland (81,039)	14
W	*38	New York (66,209)	24
L	*13	Los Angeles (75,229)	35
W	17	Washington (50,566)	14
W	*14	New Orleans (64,128)	10
L	24	Pittsburgh (39,641)	21
L	14	Philadelphia (60,740)	21
W	*37	Atlanta (54,751)	7
W	*27	New Orleans (83,437)	10
L	*20	Washington (75,538)	27
W	*46	St. Louis (68,787)	21
L	17	Baltimore (60,238)	23
W	*38	Philadelphia (55,834)	17
L	16	San Francisco (27,182)	24
	342		268

1967 EASTERN CHAMPIONSHIP GAME (Dallas)

W	52	Cleveland (70,786)	14
---	----	--------------------	----

1967 CHAMPIONSHIP GAME (Green Bay)

L	17	Green Bay (50,861)	21
---	----	--------------------	----

1968 (12-2)

Tom Landry, Head Coach

W	*59	Detroit (61,382)	13
W	*28	Cleveland (68,733)	7
W	45	Philadelphia (60,858)	13
W	27	St. Louis (48,296)	10
W	*34	Philadelphia (72,083)	14
W	20	Minnesota (47,644)	7
L	*17	Green Bay (74,604)	28
L	17	New Orleans (84,728)	3
L	*21	New York (72,163)	27
W	44	Washington (50,816)	24
W	34	Chicago (46,667)	3
W	*29	Washington (66,076)	20
W	*28	Pittsburgh (55,069)	7
W	28	New York (62,617)	10
	431		186

1968 EASTERN CHAMPIONSHIP GAME (Cleveland)

L	20	Cleveland (81,497)	31
---	----	--------------------	----

PLAYOFF BOWL GAME (Miami)

W	17	Minnesota (22,961)	13
---	----	--------------------	----

1969 (11-2-1)

Tom Landry, Head Coach

W	*24	St. Louis (62,134)	3
W	21	New Orleans (79,567)	17
W	38	Philadelphia (60,658)	7
W	24	Atlanta (54,833)	17
W	*49	Philadelphia (71,509)	14
W	*25	New York (58,964)	3
L	10	Cleveland (84,850)	42
W	*33	New Orleans (68,282)	17
W	41	Washington (50,474)	28
L	23	Los Angeles (79,105)	24
T	*24	San Francisco (62,348)	24
W	10	Pittsburgh (24,990)	7
W	*27	Baltimore (63,191)	10
W	*20	Washington (56,924)	10
	369		223

1969 EASTERN CHAMPIONSHIP GAME (Dallas)

L	14	Cleveland (69,321)	38
---	----	--------------------	----

PLAYOFF BOWL GAME (Miami)

L	0	Los Angeles (31,151)	31
---	---	----------------------	----

1970 (10-4)

Tom Landry, Head Coach

W	17	Philadelphia (59,728)	7
W	*28	N.Y. Giants (57,239)	10
L	7	St. Louis (50,780)	20
W	*13	Atlanta (53,611)	0
L	13	Minnesota (47,900)	54
W	27	Kansas City (51,158)	16
W	*21	Philadelphia (55,736)	17
L	20	N.Y. Giants (62,928)	23
L	*0	St. Louis (69,323)	38
W	*5	Washington (50,415)	21
W	*16	Green Bay (67,182)	3
W	*34	Washington (57,936)	0
W	6	Cleveland (75,458)	2
W	*52	Houston (50,504)	10
	299		221

1970 DIVISIONAL PLAYOFF (Dallas)

W	5	Detroit (73,167)	0
---	---	------------------	---

1970 NFC CHAMPIONSHIP GAME (San Francisco)

W	17	San Francisco (59,625)	10
---	----	------------------------	----

SUPER BOWL V (Miami)

L	13	Baltimore (80,055)	16
---	----	--------------------	----

1971 (11-3)

	Tom Landry, Head Coach	
W	49 Buffalo (46,206)	37
W	42 Philadelphia (65,358)	7
L	*16 Washington (72,000)	20
W	*20 N. Y. Giants (68,378)	13
L	14 New Orleans (83,088)	24
W	*44 New England (65,708)	21
L	19 Chicago (55,049)	23
W	16 St. Louis (50,486)	13
W	*20 Philadelphia (60,178)	7
W	13 Washington (53,041)	0
W	*28 Los Angeles (66,595)	21
W	*52 N. Y. Jets (66,689)	10
W	42 N. Y. Giants (62,815)	14
W	*31 St. Louis (66,672)	12
	406	222

**1971 DIVISIONAL PLAYOFF
(Minnesota)**

W	20 Minnesota (49,100)	12
---	-----------------------	----

**1971 NFC CHAMPIONSHIP GAME
(Dallas)**

W	14 San Francisco (66,311)	3
W	24 Miami (81,035)	3

1972 (10-4)

	Tom Landry, Head Coach	
W	*28 Philadelphia (55,850)	6
W	23 N. Y. Giants (62,725)	14
L	13 Green Bay (47,103)	16
W	*17 Pittsburgh (65,682)	13
W	21 Baltimore (58,992)	0
L	20 Washington (53,039)	24
W	*28 Detroit (65,378)	24
W	34 San Diego (54,476)	28
W	*33 St. Louis (65,218)	24
L	28 Philadelphia (65,720)	7
W	*10 San Francisco (65,124)	31
W	27 St. Louis (49,797)	6
W	*34 Washington (65,136)	24
L	* 3 N. Y. Giants (64,602)	23
	319	240

**1972 DIVISIONAL PLAYOFF
(San Francisco)**

W	30 San Francisco (61,214)	28
W	1972 NFC CHAMPIONSHIP GAME (Washington)	
L	3 Washington (53,129)	26

1973 (10-4)

	Tom Landry, Head Coach	
W	20 Chicago (55,701)	17
W	*40 New Orleans (53,972)	3
W	*45 St. Louis (64,815)	10
L	7 Washington (54,314)	14
L	31 Los Angeles (81,428)	37
W	*45 N. Y. Giants (64,898-†)	28
L	16 Philadelphia (65,954)	30
W	*38 Cincinnati (58,802)	10
W	23 N. Y. Giants (70,128)	10
W	*31 Philadelphia (61,985)	10
L	* 7 Miami (64,100-†)	14
W	22 Denver (51,706)	10
W	*27 Washington (64,458-†)	7
W	30 St. Louis (43,946)	3
	382	203

**1973 DIVISIONAL PLAYOFF
(Dallas)**

W	27 Los Angeles (64,291)	16
W	1973 NFC CHAMPIONSHIP GAME (Dallas)	
L	10 Minnesota (64,524-†)	27

1974 (8-6)

	Tom Landry, Head Coach	
W	24 Atlanta (52,322)	0
L	10 Philadelphia (64,088)	13
L	* 6 N. Y. Giants (45,841)	14
L	*21 Minnesota (57,847)	23
L	28 St. Louis (49,885)	31
W	*31 Philadelphia (43,586)	24
W	21 N. Y. Giants (61,918)	7
W	*17 St. Louis (64,146)	14
W	*20 San Francisco (50,018)	14
L	21 Washington (54,395)	28
W	10 Houston (49,775)	0
W	*24 Washington (63,243)	23
W	*41 Cleveland (48,754)	17
L	23 Oakland (45,850)	27
	297	235

1975 (10-4)

	Tom Landry, Head Coach	
W	*18 Los Angeles (49,091)	7
W	*37 St. Louis (52,417) (OT)	31
W	36 Detroit (79,784)	10
W	*13 N. Y. Giants (56,511)	7
L	*17 Green Bay (64,934)	19
W	20 Philadelphia (64,889)	17
L	24 Washington (55,004) (OT)	30
L	*31 Kansas City (63,539)	34
W	34 New England (60,905)	31
W	*27 Philadelphia (57,893)	17
W	*14 N. Y. Giants (53,329)	3
L	17 St. Louis (49,701)	31
W	*31 Washington (61,091)	10
W	31 N. Y. Jets (37,279)	21
	350	268

**1975 DIVISIONAL PLAYOFF
(Minnesota)**

W	17 Minnesota (48,341)	14
---	-----------------------	----

**1975 NFC CHAMPIONSHIP GAME
(Los Angeles)**

W	37 Los Angeles (84,483)	7
---	-------------------------	---

SUPER BOWL X (Miami)

L	17 Pittsburgh (80,187)	21
---	------------------------	----

1976 (11-3)

	Tom Landry, Head Coach	
W	*27 Philadelphia (54,052)	7
W	24 New Orleans (61,413)	6
W	*30 Baltimore (64,237)	27
W	28 Seattle (62,027)	13
W	24 N. Y. Giants (76,042)	14
L	17 St. Louis (50,317)	21
W	*31 Chicago (61,346)	21
W	20 Washington (55,004)	7
W	* 9 N. Y. Giants (58,870)	3
W	*17 Buffalo (51,779-†)	10
L	10 Atlanta (54,992)	17
W	*19 St. Louis (62,498)	14
W	26 Philadelphia (55,072)	7
L	*14 Washington (59,916-†)	27
	296	194

**1976 DIVISIONAL PLAYOFF
(Dallas)**

L	12 Los Angeles (62,436)	14
---	-------------------------	----

†-Televised in Dallas.

Cowboys All-Time Pre-Season Results

1960 (1-5)

Dal.	Opp.
10 San Francisco (22,000)	@ Seattle 16
13 St. Louis (14,000)	@ San Antonio 20
10 Baltimore (40,000)	@ Dallas 14
14 New York (10,663)	@ Louisville 3
14 Los Angeles (13,500)	@ Pendleton 49
23 Green Bay (20,121)	@ Minn. 28

1961 (2-3)

38 Minnesota (4,954)	@ Sioux Falls 13
7 Green Bay (30,000)	@ Dallas 30
10 N. Y. (21,500)	@ Albuquerque 28
35 Baltimore (19,000)	@ Norman 24
10 S. F. (22,130)	@ Sacramento 24

1962 (0-5)

7 Green Bay (54,500)	@ Dallas 31
24 Detroit (77,683)	@ Cleveland 35
10 Baltimore (14,000)	@ Roanoke 24
7 S. F. (20,000)	@ Sacramento 26
26 Minnesota (12,500)	@ Atlanta 45

1963 (3-2)

17 Los Angeles (70,675)	@ L. A. 14
10 Green Bay (53,121)	@ Dallas 31
17 Los Angeles (29,349)	@ Portland 20
37 S. F. (9,927)	@ Bakersfield 24
27 Detroit (51,218)	@ New Orleans 17

1964 (1-4)

6 Los Angeles (57,450)	@ L. A. 17
34 S. F. (24,679)	@ Portland 23
16 Los Angeles (30,565)	@ Portland 25
3 Green Bay (60,057)	@ Dallas 35
6 Chicago (35,000)	@ New Orleans 21

1965 (2-3)

0 Los Angeles (31,579)	@ L. A. 9
7 S. F. (24,837)	@ Portland 27
21 Green Bay (67,954)	@ Dallas 12
17 Minn. (41,500)	@ Birmingham 57
34 Chicago (33,525)	@ Tulsa 21

1966 (5-0)

24 San Francisco (28,899)	@ S. F. 13
20 Los Angeles (44,217)	@ L. A. 10
21 Green Bay (75,504)	@ Dallas 3
20 Detroit (31,250)	@ Tulsa 10
28 Minnesota (58,316)	@ Dallas 24

1967 (2-3)

6 Los Angeles (57,595)	@ L. A. 20
30 San Francisco (31,212)	@ S. F. 24
3 Green Bay (78,087)	@ Dallas 20
30 Houston (53,125)	@ Houston 17
7 Baltimore (58,492)	@ Dallas 33

1968 (3-3)

24 Chicago (14,578)	@ Canton 30
16 San Francisco (27,530)	@ S. F. 14
42 Los Angeles (64,978)	@ L. A. 10
27 Green Bay (72,014)	@ Dallas 31
33 Houston (52,289)	@ Houston 19
10 Baltimore (69,520)	@ Dallas 16

1969 (4-2)

Dal.	Opp.
17 Los Angeles (87,381)	@ L. A. 24
20 San Francisco (33,894)	@ S. F. 17
31 Green Bay (73,764)	@ Dallas 13
14 Houston (55,310)	@ Houston 11
25 N. Y. Jets (74,771)	@ Dallas 9
7 Baltimore (58,975)	@ Dallas 23

1970 (1-5)

20 San Diego (39,392)	@ San Diego 10
10 Los Angeles (64,646)	@ L. A. 17
34 Green Bay (72,389)	@ Dallas 35
21 Houston (46,548)	@ Houston 37
0 Kansas City (69,055)	@ Dallas 13
21 New York Jets (55,297)	@ Dallas 29

1971 (6-0)

45 Los Angeles (87,187)	@ L. A. 21
36 New Orleans (73,560)	@ Dallas 21
16 Cleveland (69,099)	@ Dallas 15
28 Houston (49,078)	@ Houston 20
27 Baltimore (22,291)	@ Baltimore 14
24 Kansas City (74,035)	@ Dallas 17

1972 (6-1)

20 College All-Stars (54,162)	@ Chi. 7
26 Houston (65,405)	@ Dallas 24
27 Los Angeles (66,051)	@ L. A. 13
30 New Orleans (81,070)	@ N. O. 7
34 N. Y. Jets (65,386)	@ Dallas 27
10 Kansas City (79,592)	@ K. C. 20
16 Oakland (62,607)	@ Dallas 10

1973 (4-2)

24 Los Angeles (75,461)	@ L. A. 7
26 Oakland (53,723)	@ Oakland 27
24 New Orleans (61,022)	@ Dallas 14
28 Houston (46,942)	@ Houston 27
27 Kansas City (57,468)	@ Dallas 16
26 Miami (61,378)	@ Dallas 23

1974 (3-3)

7 Oakland (41,049)	@ Oakland 27
13 Los Angeles (46,468)	@ L. A. 6
19 Houston (53,148)	@ Dallas (OT) 13
7 N. Orleans (56,563)	@ N. Orleans 16
25 Kansas City (43,492)	@ Dallas 16
15 Pittsburgh (43,900)	@ Dallas 41

1975 (2-4)

7 Los Angeles (62,843)	@ L. A. 35
20 Kansas City (35,630)	@ K. C. 26
13 Minnesota (45,395)	@ Dallas 16
17 Houston (46,951)	@ Houston 14
20 Oakland (39,562)	@ Dallas 31
17 Pittsburgh (43,186)	@ Dallas 16

1976 (3-3)

14 Oakland (52,391)	@ Oakland 17
14 Los Angeles (60,158)	@ L. A. 26
9 Denver (54,567)	@ Dallas 13
36 Detroit (30,340)	@ Memphis 16
20 Pittsburgh (64,264)	@ Dallas 10
26 Houston (58,844)	@ Dallas (OT) 20

Historical Highlights

1960

NFL FRANCHISE — Clint Murchison, Jr., and Bedford Wynne were awarded an expansion franchise in the NFL at the annual league meeting in Miami Beach, Fla. The Cowboys were to play as a "swing" team, playing every other team one time during the first season, although listed in the Western Conference standings (January 28).

COWBOYS STOCKED — A player pool was set up in a league meeting at L.A., with each of 12 NFL teams freezing 25 names on its roster and the Cowboys allowed to pick three from each team for a total of 36 veterans. Dallas, once given the list, had to select its 36 players within 24 hours (March 13).

TRAINING STARTS — Rookies report to first Cowboys camp at Pacific U., in Forest Grove, Oregon (July 9).

FIRST PRE-SEASON GAME — The Cowboys, less than six months in existence, get their first test and drop a 10-16 pre-season game to San Francisco in Seattle (August 6).

FIRST HOME GAME — In their Dallas debut, in the Salesmanship Club pre-season game, the Cowboys led the World Champion Baltimore Colts into the final minute before a 71-yard pass from Johnny Unitas to Lenny Moore gave the Colts a 14-10 victory (August 19).

FIRST VICTORY — In a pre-season game at Louisville, Ky., the Cowboys beat New York's Giants, 14-3, with Frank Clarke catching touchdown passes of 73 yards (Eddie LeBaron) and 74 yards (Don Meredith) (August 27).

FIRST LEAGUE GAME — In their first league game, Dallas fell to Pittsburgh, 35-28, with Bobby Layne leading a fourth period Steeler rally (Sept. 24, Saturday night).

STREAK SNAPPED — Dallas snaps a 10-game loss streak by tying New York, 31-31, at Yankee Stadium (Dec. 4).

1961

TRAINING STARTS — Rookies launch training at new campsite — St. Olaf College in Northfield, Minn. (July 9).

FIRST LEAGUE WIN — Scoring ten points in the final 56 seconds, the Cowboys score their first NFL victory, 27-24, over Pittsburgh in the '61 league opener in the Cotton Bowl. Allen Green's 27-yard field goal on the game's final play won it before 23,500 (Sept. 17).

1962

TRAINING STARTS — Team begins training at new campsite — Northern Michigan College in Marquette, Mich. (July 13).

PENALTY HISTORY — For the first time in anyone's memory in an NFL game, points were awarded for a penalty. The Cowboys were detected holding in the end zone on a 99-TD pass from LeBaron to Clarke, and Pittsburgh was awarded a safety. The Steelers eventually won, 30-28 (Sept. 23).

100-YARD FIRSTS — Cowboys Amos Marsh returned a kickoff 101 yards and Mike Gaechter returned a pass interception 100 yards, both plays for fourth quarter TD's in a 41-19 win over Philadelphia in Dallas. It

was the first time in NFL history that two 100-yard runs had been made in the same game, much less by the same team in the same quarter (Oct. 14).

1963

SHIFT TO KANSAS CITY — The rival Dallas Texans of the AFL announce they are moving the franchise to Kansas City (Feb. 8).

CALIFORNIA TRAINING SITE — The Cowboys open training at California Lutheran College in Thousand Oaks, Calif. (July 12).

HOWTON SETS RECORD — Bill Howton broke Don Hutson's all-time receiving mark with a 14-yard catch against Washington (there). Hutson's record was 7,991 yards and the catch gave Howton an even 8,000 yards (Sept. 29).

1964

LANDRY CONTRACT — With one year to go on his original contract, Tom Landry is signed to a ten-year extension, in effect giving him an 11-year pact, possibly the longest in major pro sports history (Feb. 5).

1965

FIRST SELLOUT — An overflow crowd of 76,251 jams the Cotton Bowl for the Cleveland game, notching the team's first home sellout. Cleveland won, 24-17 (Nov. 21).

1966

PLAYOFF BOWL — After defeating New York, 38-20, in the season finale (and winning five of their last seven games) to get into the Playoff Bowl at Miami, the Cowboys fall to Baltimore, 35-3 (Jan. 15).

MERGER — Peace comes to pro football with Cowboys GM Tex Schramm completing two months of negotiations with AFL's Lamar Hunt, merging the two leagues under the NFL banner (June 8).

SCHRAMM ELEVATED — Texas E. Schramm, Vice-President and General Manager of the Cowboys from the beginning, was named President of the club by owner Clint Murchison, Jr., who retained the title of Chairman of the Board.

NEELY CASE SOLVED — Dallas and Houston reached agreement in the Ralph Neely case. Neely remained with Dallas with Houston receiving the Cowboys Nos. 1, 2 and two fifth place picks in the 1967 draft (Nov. 17).

THE CHAMPIONSHIP — The Cowboys won their first championship, capturing the Eastern Conference title with a 10-3-1 record, but lost the NFL Championship Game to Green Bay, 34-27.

1967

TEXAS STADIUM — On Dec. 23, owner Clint Murchison, Jr., formally announced plans to build Texas Stadium in suburban Irving. The stadium, to be financed through a bond-option plan, would be ready for the 1970 season. The stadium would seat a minimum of 58,000.

SECOND CHAMPIONSHIP — Under the NFL's new format, the Cowboys easily won the Capitol Division and defeated Cleveland, Century Division winner, 52-14, in the Cotton Bowl for the Eastern conference championship. However, on Dec. 31 in Green Bay, the Cowboys lost their second bid for an NFL title, falling to the Packers, 21-17, in the 13 degree below weather.

1968

WIN CAPITOL — For the second straight year the Cowboys won the Capitol Division, but for the first time in three years the Cowboys did not win the Eastern Championship, being upset at Cleveland, 31-20, on December 21st. Dallas won the Runner-Up Bowl over Minnesota, 17-13.

1969

TEXAS STADIUM — Ground was broken for Texas Stadium in suburban Irving on January 25, and on June 29 Bert Rose was named general manager of the stadium.

ORIGINALS RETIRE — An era ended for the Cowboys in July. On July 5th at a press conference in Dallas, quarterback Don Meredith, the last of the original Cowboys, announced his retirement. Then, on July 18th, the day the veterans were to report to training camp, all-time rushing great Don Perkins officially retired.

REPEAT CAPITOL WINS — Once again the Cowboys rolled to the Capitol Division Championship with an 11-2-1 season. However, the Cowboys failed to win the Eastern Championship when on Dec. 28, the Cowboys lost to Cleveland, 38-14, in the Cotton Bowl.

1970

FIVE STRAIGHT PLAYOFFS — The Cowboys won their last five games to finish 10-4, claim the Eastern Division championship and make the playoffs for the fifth year in a row. They defeated Detroit, 5-0, in the opening round to get a shot at the National Conference championship.

FIRST NFC TITLE — The Cowboys captured the biggest prize of their 11-year history on Jan. 3 when they downed San Francisco, 17-10, for the NFC crown. A 16-13 loss to Baltimore in the Super Bowl Jan. 17 left Dallas with one major goal still unrealized.

1971

TEXAS STADIUM — The Cowboys opened a new era in their sparkling Irving, Tex., home with a 44-21 victory over the New England Patriots on October 24. Duane Thomas scored the first touchdown in the new stadium, a 56-yard run just two minutes and 16 seconds after the opening kickoff. Attendance was 65,708.

SIX STRAIGHT PLAYOFFS — The Cowboys won their last seven games to finish 11-3, claim the Eastern Division championship and make the playoffs for the sixth year in a row. They defeated Minnesota, 20-12, in the opening round.

SECOND NFC TITLE — For the second consecutive year, the Cowboys met the San Francisco 49ers in the National Conference showdown. This time Dallas won, 14-3, to qualify for its second straight Super Bowl.

FIRST WORLD CHAMPIONSHIP — The Cowboys downed the Miami Dolphins, 24-3, to win Super Bowl VI in New Orleans on Jan. 16. It was the 10th victory in a row for Dallas as Roger Staubach passed for two touchdowns and was named the game's Most Valuable Player.

1972

FIRST 1,000-YARD BACK — Calvin Hill became the first Dallas player to rush for 1,000 yards when he gained 111 on Dec. 9 against the Washington Redskins in Texas Stadium. Hill wound up with 1,036 yards for the season on a record 245 carries.

SEVEN STRAIGHT PLAYOFFS — The Cowboys qualified for the NFL playoffs a record seventh consecutive year, their 10-4 record earning them the National Conference Wild Card berth. Roger Staubach passed for two touchdowns in the last 1½ minutes to give the Cowboys a 30-28 victory at San Francisco in the first round. Then, at Washington on New Year's Eve, Dallas was foiled in its bid for a third straight NFL title when the Redskins won, 26-3.

1973

100 VICTORIES — The Cowboys and Coach Tom Landry recorded their 100th victory with a 40-3 Texas Stadium win over the New Orleans Saints on Sept. 24. Landry, the only head coach the Cowboys have had, ended the season with a career mark of 108-80-6 to rank ninth on the list of the NFL's all-time winningest coaches.

EIGHT STRAIGHT PLAYOFFS — The Cowboys regained the NFC Eastern Division title with a 10-4 record and broke their own NFL record by reaching the playoffs for the eighth year in a row. Dallas defeated Western Division champion Los Angeles in the first round, 27-16, but fell to Central Division winner Minnesota in the NFC Championship Game, 27-10.

1974

FIRST TOP DRAFT CHOICE — For the first time in their history, the Cowboys had the very first choice in the NFL college draft. The No. 1 pick came to Dallas from Houston in exchange for Tody Smith and Billy Parks. The Cowboys selected Ed "Too Tall" Jones, a 6-9, 260-pound defensive end from Tennessee State.

PLAYOFFS MISSED — The Cowboys' record-breaking string of eight straight years in the NFL playoffs was broken when the club's 8-6 record failed to qualify.

1975

LILLY HONORED — "Mr. Cowboy" was honored on Bob Lilly Day at Texas Stadium at halftime of the Philadelphia game on Nov. 23. It was the first such recognition ever given to a Dallas player. Lilly never missed a game in 14 years with the Cowboys, earning All-Pro honors seven times at defensive tackle before retiring prior to the '75 season.

TEN STRAIGHT WINNING SEASONS — The Cowboys' 10-4 record earned them the NFC Wild Card berth in the playoffs. The composite record over 10 straight winning seasons was 101-37-2.

THIRD NFC TITLE — After shocking Minnesota in the first round, 17-14 on Roger Staubach's 50-yard "Hail Mary" pass to Drew Pearson, the Cowboys traveled to Los Angeles for the NFC showdown. Staubach threw four touchdown passes, three to Preston Pearson, and Dallas won, 37-7. Pittsburgh won Super Bowl X on Jan. 18 in Miami, 21-17.

1976

ELEVEN STRAIGHT WINNING SEASONS — The Cowboys won the NFC Eastern Division title with their 11-3 record, giving them their 11th straight winning season and 10th playoff berth in that period. A 14-12 first round loss to Los Angeles — the first time Dallas had lost in the first round under the current playoff setup — ended the season.

MEREDITH, PERKINS HONORED — Former Cowboys greats Don Meredith and Don Perkins joined Bob Lilly in the "Ring of Honor" at Texas Stadium.

SUPER BOWLS

- 1966—PACKERS 35, Chiefs 10
1967—PACKERS 33, Raiders 14
1968—JETS 16, Colts 7
1969—CHIEFS 23, Vikings 7
1970—COLTS 16, Cowboys 13
1971—COWBOYS 24, Dolphins 3
1972—DOLPHINS 14, Redskins 7
1973—DOLPHINS 24, Vikings 7
1974—STEELERS 16, Vikings 6
1975—STEELERS 21, Cowboys 17
1976—RAIDERS 32, Vikings 14

CHAMPIONSHIP PLAYOFFS

- 1933—BEARS 23, Giants 21
1934—GIANTS 30, Bears 13
1935—LIONS 26, Giants 7
1936—PACKERS 21, Boston Redskins 6
1937—WASH. REDSKINS 28, Bears 21
1938—GIANTS 23, Packers 17
1939—PACKERS 27, Giants 0
1940—BEARS 73, Redskins 0
1941—BEARS 37, Giants 9
1942—REDSKINS 14, Bears 6
1943—BEARS 41, Redskins 21
1944—PACKERS 14, Giants 7
1945—CLEVE. RAMS 15, Redskins 14
1946—BEARS 24, Giants 14
1947—CARDS 28, Eagles 21
1948—EAGLES 7, Cards 0
1949—EAGLES 14, L. A. Rams 0
1950—BROWNS 30, Rams 28
1951—RAMS 24, Browns 17
1952—LIONS 17, Browns 7
1953—LIONS 17, Browns 16
1954—BROWNS 56, Lions 10
1955—BROWNS 38, Rams 14
1956—GIANTS 47, Bears 7
1957—LIONS 59, Browns 14
1958—COLTS 23, Giants 17
1959—COLTS 31, Giants 16
1960—EAGLES 17, Packers 13
1961—PACKERS 37, Giants 0
1962—PACKERS 16, Giants 7
1963—BEARS 14, Giants 10
1964—BROWNS 27, Colts 0
1965—PACKERS 23, Browns 12
1966—PACKERS 34, Cowboys 27
1967—PACKERS 21, Cowboys 17
1968—COLTS 34, Browns 0
1969—VIKINGS 27, Browns 7
1970—COWBOYS 17, 49ers 10 (NFC)
COLTS 27, Raiders 17 (AFC)
1971—COWBOYS 14, 49ers 3 (NFC)
DOLPHINS 21, Colts 0 (AFC)
1972—REDSKINS 26, Cowboys 3 (NFC)
DOLPHINS 21, Steelers 17 (AFC)
1973—VIKINGS 27, Cowboys 10 (NFC)
DOLPHINS 27, Raiders 10 (AFC)
1974—VIKINGS 14, Rams 10 (NFC)
STEELERS 24, Raiders 13 (AFC)
1975—COWBOYS 37, Rams 7 (NFC)
STEELERS 16, Raiders 10 (AFC)
1976—VIKINGS 24, Rams 13 (NFC)
RAIDERS 24, Steelers 7 (AFC)

DIVISIONAL PLAYOFFS

- 1970—COWBOYS 5, Lions 0 (NFC)
49ERS 17, Vikings 14 (NFC)
COLTS 17, Bengals 0 (AFC)
RAIDERS 21, Dolphins 14 (AFC)
1971—COWBOYS 20, Vikings 12 (NFC)
49ERS 24, Redskins 20 (NFC)
DOLPHINS 27, Chiefs 24 (AFC)
COLTS 20, Browns 3 (AFC)
1972—COWBOYS 30, 49ers 28 (NFC)
REDSKINS 16, Packers 3 (NFC)
DOLPHINS 20, Browns 14 (AFC)
STEELERS 13, Raiders 7 (AFC)
1973—COWBOYS 27, Rams 16 (NFC)
VIKINGS 27, Redskins 20 (NFC)
DOLPHINS 34, Bengals 16 (AFC)
RAIDERS 33, Steelers 14 (AFC)
1974—VIKINGS 30, Cardinals 14 (NFC)
RAMS 19, Redskins 10 (NFC)
STEELERS 32, Bills 14 (AFC)
RAIDERS 28, Dolphins 26 (AFC)
1975—COWBOYS 17, Vikings 14 (NFC)
RAMS 35, Cardinals 23 (NFC)
STEELERS 28, Colts 10 (AFC)
RAIDERS 31, Bengals 28 (AFC)
1976—RAMS 14, Cowboys 12 (NFC)
VIKINGS 35, Redskins 20 (NFC)
RAIDERS 24, Patriots 21 (AFC)
STEELERS 40, Colts 14 (AFC)

PRO BOWLS

- 1951—AMERICAN 28, National 27
1952—NATIONAL 39, American 13
1953—NATIONAL 27, American 7
1954—EASTERN 20, Western 9
1955—WESTERN 26, Eastern 19
1956—EASTERN 31, Western 30
1957—WESTERN 19, Eastern 10
1958—WESTERN 26, Eastern 7
1959—EASTERN 28, Western 21
1960—WESTERN 38, Eastern 21
1961—WESTERN 35, Eastern 31
1962—WESTERN 31, Eastern 30
1963—EASTERN 30, Western 20
1964—WESTERN 31, Eastern 17
1965—WESTERN 34, Eastern 14
1966—EASTERN 36, Western 7
1967—EASTERN 20, Western 10
1968—WESTERN 38, Eastern 20
1969—WESTERN 10, Eastern 7
1970—WESTERN 16, Eastern 13
1971—NFC 27, AFC 6
1972—AFC 26, NFC 13
1973—AFC 33, NFC 28
1974—AFC 15, NFC 13
1975—NFC 17, AFC 10
1976—NFC 23, AFC 20
1977—AFC 24, NFC 14

COLLEGE ALL-STAR GAME

The NFL champions led this series 33-9 when the game was discontinued following the 1976 season.

1977 Halftime Activities

- AUGUST 6 . . . San Diego Chargers**
Waco University High School Band and Girls Drill Team.
- AUGUST 20 . . . Miami Dolphins**
Richardson High School Band and Girls Drill Team.
- AUGUST 27 . . . Baltimore Colts**
Tyler Junior College Apache Band and Belles; Tyler Junior College Harmony and Understanding.
- SEPTEMBER 8 . . . Pittsburgh Steelers**
Waco Richland High School Band and Girls Drill Team.
- SEPTEMBER 25 . . . New York Giants**
Dallas Bryan Adams Band and Belles.
- OCTOBER 2 . . . Tampa Bay Buccaneers**
Abilene Christian College Band.
- OCTOBER 16 . . . Washington Redskins**
Kansas State University Band and Girls Drill Team.
- OCTOBER 30 . . . Detroit Lions**
Ford Motor Co. Punt, Pass & Kick Competition.
- NOVEMBER 14 . . . St. Louis Cardinals**
Texas Southern Ocean of Soul Band.
- DECEMBER 4 . . . Philadelphia Eagles**
Temple High School Band, Pepperettes and Chorus.
- DECEMBER 18 . . . Denver Broncos**
Dallas Lake Highlands Band and Girls Drill Team.



TEXAS SOUTHERN OCEAN OF SOUL BAND

1976 NFL Leaders

RUSHING

Player, Team—	Att.	Yards	Avg.	Long	TD
1. O. J. Simpson, Buffalo	290	1503	5.2	t75	8
2. Walter Payton, Chicago	311	1390	4.5	60	13
3. Delvin Williams, San Francisco	248	1203	4.9	t80	7
4. Lydell Mitchell, Baltimore	289	1200	4.2	43	5
5. Lawrence McCutcheon, L. A.	291	1168	4.0	40	9
6. Chuck Foreman, Minnesota	278	1155	4.2	46	13
7. Franco Harris, Pittsburgh	289	1128	3.9	30	14
8. Mike Thomas, Washington	254	1101	4.3	28	5
9. Rocky Bleier, Pittsburgh	220	1036	4.7	28	5
10. Mark van Eeghen, Oakland	233	1012	4.3	21	3
35. Doug Dennison, Dallas	153	542	3.5	14	6

PASSING

Player, Team—	Att.	Comp.	Pct.	Yards	TD	Int.	Rating
1. Ken Stabler, Oakland	291	194	66.7	2737	27	17	103.7
2. Bert Jones, Baltimore	343	207	60.3	3104	24	9	102.6
3. Joe Ferguson, Buffalo	151	74	49.0	1086	9	1	90.0
4. James Harris, Los Angeles	158	91	57.6	1460	8	6	89.8
5. Greg Landry, Detroit	291	168	57.7	2191	17	8	89.6
6. Fran Tarkenton, Minnesota	412	255	61.9	2961	17	8	89.4
7. Jim Hart, St. Louis	388	218	56.2	2946	18	13	81.7
8. Roger Staubach, Dallas	369	208	56.4	2715	14	11	79.9
9. Bob Griese, Miami	272	162	59.6	2097	11	12	78.9
10. Mike Livingston, Kansas City	338	189	55.9	2682	12	13	77.9

RECEIVING

Player, Team—	No.	Yards	Avg.	Long	TD
1. MacArthur Lane, Kansas City	66	686	10.4	44	1
2. Bob Chandler, Buffalo	61	824	13.5	t58	10
3. Lydell Mitchell, Baltimore	60	555	9.3	t40	3
4. Drew Pearson, Dallas	58	806	13.9	t40	6
5. Chuck Foreman, Minnesota	55	567	10.3	t41	1
6. Steve Largent, Seattle	54	705	13.1	45	4
7. Tony Galbreath, New Orleans	54	420	7.8	35	1
8. Dave Casper, Oakland	53	691	13.0	t30	10
9. Ahmad Rashad, Minnesota	53	671	12.7	47	3
10. Ike Harris, St. Louis	52	782	15.0	40	1

SCORING

Player, Team—	TD	PAT	FG	Total
1. Toni Linhart, Baltimore	0	49	20	109
2. Mark Mosley, Washington	0	31	22	97
3. Jim Bakken, St. Louis	0	33	20	93
4. Jan Stenerud, Kansas City	0	27	21	90
5. Fred Cox, Minnesota	0	32	19	89
6. Efren Herrera, Dallas	0	34	18	88
7. Tom Dempsey, Los Angeles	0	36	17	87
8. John Smith, New England	0	42	15	87
9. Chuck Foreman, Minnesota	14	0	0	84
10. Franco Harris, Pittsburgh	14	0	0	84

PUNTING

	Player, Team—	No.	Avg.	Long	Blk.
1.	Marv Bateman, Buffalo	86	42.8	78	1
2.	John James, Atlanta	101	42.1	67	0
3.	Jerrel Wilson, Kansas City	65	42.0	62	1
4.	Ray Guy, Oakland	67	41.6	66	0
5.	Dave Jennings, New York Giants	74	41.3	61	3
6.	Tom Wittum, San Francisco	89	40.8	68	2
7.	Jeff West, San Diego	38	40.7	57	0
8.	Mike Patrick, New England	67	40.1	52	0
9.	Duane Carrell, New York Jets	81	39.7	72	0
10.	David Lee, Baltimore	59	39.7	56	0
20.	Danny White, Dallas	70	38.4	54	2

INTERCEPTIONS

	Player, Team—	No.	Yards	Avg.	Long	TD
1.	Monte Jackson, Los Angeles	10	173	17.3	t46	3
2.	Ken Riley, Cincinnati	9	141	15.7	t53	1
3.	Mike Haynes, New England	8	90	11.3	28	0
4.	Rod Perry, Los Angeles	8	79	9.9	43	0
5.	Joe Lavender, Washington	8	77	9.6	28	0
6.	Tom Jackson, Denver	7	136	19.4	t46	1
7.	James Hunter, Detroit	7	120	17.1	t39	1
8.	Thom Darden, Cleveland	7	73	10.4	21	0
9.	Ross Brupbacher, Chicago	7	49	7.0	25	0
10.	Nate Wright, Minnesota	7	47	6.7	21	0
24.	Mark Washington, Dallas	4	49	12.3	22	0

PUNT RETURNS

	Player, Team—	No.	FC	Yards	Avg.	Long	TD
1.	Rick Upchurch, Denver	39	3	536	13.7	t92	4
2.	Mike Haynes, New England	45	0	608	13.5	t89	2
3.	Eddie Brown, Washington	48	8	646	13.5	t71	1
4.	Mike Fuller, San Diego	33	0	436	13.2	43	0
5.	Larry Brunson, Kansas City	31	0	387	12.5	48	0
6.	Cullen Bryant, Los Angeles	29	2	321	11.1	25	0
7.	Terry Metcalf, St. Louis	17	1	188	11.1	39	0
8.	Neal Colzie, Oakland	41	3	448	10.9	32	0
9.	Butch Johnson, Dallas	45	11	489	10.9	55	0
10.	Larry Marshall, Philadelphia	27	9	290	10.7	29	0

KICKOFF RETURNS

	Player, Team—	No.	Yards	Avg.	Long	TD
1.	Duriel Harris, Miami	17	559	32.9	69	0
2.	Cullen Bryant, Los Angeles	16	459	28.7	t90	1
3.	Jess Phillips, New England	14	397	28.4	71	0
4.	Lonnie Perrin, Denver	14	391	27.9	43	0
5.	Lawrence Williams, Kansas City	25	688	27.5	64	0
6.	James Hunter, Detroit	14	375	26.8	84	0
7.	Rick Jennings, Oakland	16	417	26.1	55	0
8.	Brian Baschnagel, Chicago	29	754	26.0	48	0
9.	Mike C. McCoy, Green Bay	18	457	25.4	65	0
10.	Willie Shelby, Cincinnati	30	761	25.4	t97	1
11.	Butch Johnson, Dallas	28	693	24.8	74	0



Texas Stadium Fact Sheet

GROUND BREAKING January 25, 1969

GRAND OPENING October 24, 1971
(Cowboys 44, New England 21)

APPROXIMATE COST \$29,500,000

STADIUM AREA 10 Acres

STADIUM LENGTH 792 Feet

STADIUM WIDTH 633 Feet

HEIGHT

Concourse to Top 117 Feet

Field to Top 208 Feet

STEEL USED 2,600 Tons

CONCRETE USED 50,000 Cu. Yds.

BOWL EXCAVATION 250,000 Cu. Yds.

CAPACITY 65,101

Lower Level 34,398

Upper Level 28,389

Suite Levels 2,314

NUMBER OF ROWS

Lower Level 45 Rows

Upper Level 26 Rows

NUMBER OF CIRCLE SUITES 178

AVG. WIDTH OF SECTIONS 22 Seats

ROOF

Material 22 Gauge Steel

Area 7³/₄ Acres

Size of Opening 2¹/₄ Acres

TOTAL NO. OF REST ROOMS 86

PAVED PARKING 130 Acres

PARKING CAPACITY (approximate)

Cars 15,000

Busses 500

FOOD SERVICE LOCATIONS 84

Lower Level 24

Upper Level 28

Suite Levels 8

Specialty Stands 16

Vendor Commissaries 8

DRINKING FOUNTAINS 115

ESCALATORS

Serving Upper Level 4

Serving Suite Levels 2

BUTTRESSES

170 feet tall; 90 feet below the ground, 80 feet above the ground.

PUBLIC ADDRESS SYSTEM 565 Speakers

LIGHTING

Forty 20,000 watt Zenon lights plus 448 multi-vapor units for a total of 1,433,000 watts.

SEATS

Molded plastic with armrests. 22 inches wide. First row 7 feet above the field at 50-yard line, 12 feet above at end zone.

TURF

Tartan. Approximately 91,000 square feet of turf with 10-foot wide track of material between the edge of field and the wall.

MONDAY, NOV. 7

Washington at Baltimore9:00

SUNDAY, NOV. 13 (Ninth Weekend)

Baltimore at Buffalo1:00
 Cincinnati at Minnesota3:00
 Cleveland at Pittsburgh1:00
 Denver at San Diego1:00
 Detroit at Atlanta1:00
 Houston at Oakland1:00
 Kansas City at Chicago1:00
 Los Angeles vs. Green Bay @ Milw. 1:00
 New England at Miami1:00
 New York Giants at Tampa Bay 1:00
 San Francisco at New Orleans1:00
 Seattle at New York Jets1:00
 Washington at Philadelphia1:00

MONDAY, NOV. 14

St. Louis at Dallas8:00

SUNDAY, NOV. 20 (Tenth Weekend)

Atlanta at New Orleans1:00
 Cleveland at New York Giants1:00
 Dallas at Pittsburgh4:00
 Denver at Kansas City1:00
 Houston at Seattle1:00
 Los Angeles at San Francisco1:00
 Miami at Cincinnati1:00
 Minnesota at Chicago1:00
 New England at Buffalo1:00
 New York Jets at Baltimore2:00
 Philadelphia at St. Louis1:00
 Oakland at San Diego1:00
 Tampa Bay at Detroit1:00

MONDAY, NOV. 21

Green Bay at Washington9:00

THURSDAY, NOV. 24**(Eleventh Weekend)****(Thanksgiving Day)**

Chicago at Detroit12:30
 Miami at St. Louis2:30

SUNDAY, NOV. 27

Atlanta at Tampa Bay1:00
 Baltimore at Denver2:00
 Dallas at Washington4:00
 Kansas City at Houston1:00
 Los Angeles at Cleveland1:00
 Minnesota at Green Bay1:00
 New Orleans at San Francisco1:00
 New York Giants at Cincinnati1:00
 Philadelphia at New England1:00
 Pittsburgh at New York Jets1:00
 San Diego at Seattle1:00

MONDAY, NOV. 28

Buffalo at Oakland6:00

SUNDAY, DEC. 4 (Twelfth Weekend)

Chicago at Tampa Bay1:00
 Cincinnati at Kansas City1:00
 Cleveland at San Diego1:00
 Denver at Houston1:00
 Detroit at Green Bay1:00
 New England at Atlanta1:00
 New York Jets at New Orleans3:00
 Philadelphia at Dallas1:00
 Oakland at Los Angeles1:00
 St. Louis at New York Giants1:00
 San Francisco at Minnesota1:00
 Seattle at Pittsburgh1:00
 Washington at Buffalo1:00

MONDAY, DEC. 5

Baltimore at Miami9:00

SATURDAY, DEC. 10**(Thirteenth Weekend)**

Pittsburgh at Cincinnati1:00
 Washington at St. Louis2:30

SUNDAY, DEC. 11

Atlanta at Los Angeles1:00
 Buffalo at New York Jets1:00
 Detroit at Baltimore2:00
 Green Bay at Chicago1:00
 Houston at Cleveland1:00
 Miami at New England1:00
 Minnesota at Oakland1:00
 New York Giants at Philadelphia 1:00
 Seattle at Kansas City1:00
 San Diego at Denver2:00
 Tampa Bay at New Orleans1:00

MONDAY, DEC. 12

Dallas at San Francisco6:00

SATURDAY, DEC. 17**(Fourteenth Weekend)**

Los Angeles at Washington1:00
 Buffalo at Miami4:00
 Minnesota at Detroit9:00

SUNDAY, DEC. 18

Chicago at New York Giants1:00
 Cincinnati at Houston1:00
 Cleveland at Seattle1:00
 Denver at Dallas1:00
 Kansas City at Oakland1:00
 New England at Baltimore4:00
 New Orleans at Atlanta1:00
 New York Jets at Philadelphia1:00
 Pittsburgh at San Diego1:00
 St. Louis at Tampa Bay1:00
 San Francisco vs.
 Green Bay @ Milw.1:00

**NFL POST-SEASON GAMES****SATURDAY, DECEMBER 24****AFC DIVISIONAL PLAYOFFS****MONDAY, DECEMBER 26****NFC DIVISIONAL PLAYOFFS****SUNDAY, JANUARY 1****AFC CHAMPIONSHIP GAME****NFC CHAMPIONSHIP GAME****SUNDAY, JANUARY 15****SUPER BOWL XII AT NEW ORLEANS****MONDAY NIGHT, JANUARY 23****AFC-NFC PRO BOWL AT TAMPA BAY**



1977 REGULAR SEASON SCHEDULE

(All times local)

SUNDAY, SEPT. 18 (First Weekend)

Baltimore at Seattle	1:00
Cleveland at Cincinnati	1:00
Dallas at Minnesota	3:00
Detroit at Chicago	1:00
Green Bay at New Orleans	1:00
Kansas City at New England	1:00
Los Angeles at Atlanta	1:00
Miami at Buffalo	1:00
New York Jets at Houston	3:00
St. Louis at Denver	2:00
San Diego at Oakland	1:00
Tampa Bay at Philadelphia	1:00
Washington at New York Giants	1:00

MONDAY, SEPT. 19

San Francisco at Pittsburgh	9:00
-----------------------------	------

SAT., SEPT. 24 (Second Weekend)

Minnesota at Tampa Bay	8:00
------------------------	------

SUNDAY, SEPT. 25

Atlanta at Washington	1:00
Baltimore at New York Jets	1:00
Buffalo at Denver	2:00
Chicago at St. Louis	1:00
Houston at Green Bay	1:00
Miami at San Francisco	1:00
New Orleans at Detroit	1:00
New York Giants at Dallas	1:00
Oakland at Pittsburgh	4:00
Philadelphia at Los Angeles	1:00
San Diego at Kansas City	1:00
Seattle at Cincinnati	1:00

MONDAY, SEPT. 26

New England at Cleveland	9:00
--------------------------	------

SUNDAY, OCT. 2 (Third Weekend)

Buffalo at Baltimore	2:00
Cincinnati at San Diego	1:00
Denver at Seattle	1:00
Green Bay at Minnesota	1:00
Houston at Miami	4:00
New England at New York Jets	1:00
New Orleans at Chicago	1:00
New York Giants at Atlanta	1:00
Philadelphia at Detroit	1:00
Pittsburgh at Cleveland	1:00
St. Louis at Washington	4:00
San Francisco at Los Angeles	1:00
Tampa Bay at Dallas	1:00

MONDAY, OCT. 3

Oakland at Kansas City	8:00
------------------------	------

SUNDAY, OCT. 9 (Fourth Weekend)

Atlanta at San Francisco	1:00
Cincinnati vs. Green Bay @ Milw.	1:00
Dallas at St. Louis	3:00
Detroit at Minnesota	1:00
Kansas City at Denver	2:00
Miami at Baltimore	2:00
New York Jets at Buffalo	1:00
Oakland at Cleveland	1:00
Philadelphia at New York Giants	1:00
Pittsburgh at Houston	1:00
San Diego at New Orleans	1:00
Seattle at New England	1:00
Washington at Tampa Bay	4:00

MONDAY, OCT. 10

Los Angeles at Chicago	8:00
------------------------	------

SUNDAY, OCT. 16 (Fifth Weekend)

Atlanta at Buffalo	1:00
Baltimore at Kansas City	12:00
Chicago at Minnesota	1:00
Cleveland at Houston	1:00
Denver at Oakland	1:00
Green Bay at Detroit	1:00
New England at San Diego	1:00
New Orleans at Los Angeles	1:00
New York Jets at Miami	4:00
St. Louis at Philadelphia	1:00
San Francisco at New York Giants	1:00
Tampa Bay at Seattle	1:00
Washington at Dallas	3:00

MONDAY, OCT. 17

Cincinnati at Pittsburgh	9:00
--------------------------	------

SUNDAY, OCT. 23 (Sixth Weekend)

Atlanta at Chicago	1:00
Baltimore at New England	4:00
Cleveland at Buffalo	1:00
Dallas at Philadelphia	1:00
Denver at Cincinnati	1:00
Detroit at San Francisco	1:00
Green Bay at Tampa Bay	1:00
Houston at Pittsburgh	1:00
Kansas City at San Diego	1:00
New Orleans at St. Louis	1:00
New York Giants at Washington	1:00
Oakland at New York Jets	1:00
Seattle at Miami	1:00

MONDAY, OCT. 24

Minnesota at Los Angeles	6:00
--------------------------	------

SUNDAY, OCT. 30 (Seventh Weekend)

Buffalo at Seattle	1:00
Chicago at Green Bay	1:00
Detroit at Dallas	1:00
Houston at Cincinnati	1:00
Kansas City at Cleveland	1:00
Los Angeles at New Orleans	1:00
Minnesota at Atlanta	1:00
New York Jets at New England	1:00
Oakland at Denver	2:00
Philadelphia at Washington	1:00
Pittsburgh at Baltimore	4:00
San Diego at Miami	1:00
Tampa Bay at San Francisco	1:00

MONDAY, OCT. 31

New York Giants at St. Louis	8:00
------------------------------	------

SUNDAY, NOV. 6 (Eighth Weekend)

Buffalo at New England	1:00
Chicago at Houston	1:00
Cincinnati at Cleveland	1:00
Dallas at New York Giants	1:00
Green Bay at Kansas City	1:00
Miami at New York Jets	1:00
New Orleans at Philadelphia	1:00
Pittsburgh at Denver	2:00
St. Louis at Minnesota	3:00
San Diego at Detroit	1:00
San Francisco at Atlanta	1:00
Seattle at Oakland	1:00
Tampa Bay at Los Angeles	1:00

(Continued on Inside Back Cover)